



City Council Workshop & Meeting
Agenda
April 22, 2025
Auburn Hall, Council Chambers

5:30 PM Workshop

- FY26 Budget / CIP Workshop

7:00 PM Meeting

Pledge of Allegiance & Roll Call - *Roll call votes will begin with Councilor Walker*

- I. **Consent Items** – *All items with an asterisk (*) are considered routine and will be enacted by one motion. There will be no separate discussion of these items unless a Council member or a citizen so requests, in which event, the item will be removed from the Consent Agenda and considered in its normal sequence on the agenda. Passage of items on the Consent Agenda requires majority vote.*
1. **ORDER 35-04222025*** - Authorizing the City Clerk to waive the \$60 Temporary Food Service licensing fee for the Auburn Exchange Club for the Lobster Festival Event scheduled to be held on May 17, 2025.
 2. **ORDER 36-04222025***- Authorizing the City Clerk to waive the \$200 Food Service Establishment licensing fee for the Auburn Suburban Baseball & Softball (ASBS) concession stand operations during the 2025 season (April 2025-July 2025).
 3. **ORDER 37-04222025*** – Appointing David Lyon to the Auburn Water District Board of Trustees for an unexpired term ending March 1, 2026, as recommended by the Appointment Committee.
 4. **ORDER 38-04222025*** – Appointing Craig Phillips to the Auburn Housing Authority for an unexpired term ending October 1, 2029, as recommended by the Appointment Committee.
 5. **ORDER 39-04222025*** – Appointing Evan Cyr to the Zoning Board of Appeals for a term expiring May 1, 2028, as recommended by the Appointment Committee.

II. Minutes – April 7, 2025 Regular Council Meeting

III. Communications, Presentations and Recognitions

- Recognizing Chief Robert L. Chase as 2024 Fire Chief of the Year – Presentation
- Conservation Working Group's Earth Day Clean Up in Memory of Larry Pelletier – April 26, 10am-12pm – Anniversary Park, Festival Plaza & Pettengill Park

IV. Open Session – *Members of the public are invited to speak to the Council about any issue directly related to City business or any item that does not appear on the agenda.*

V. Unfinished Business

VI. New Business


VII. Reports

- a. Mayor's Report
- b. City Councilors' Reports
- c. Student Representative Report
- d. City Manager Report
- e. February 2025 Finance Report – Kelsey Earle, Finance Director

VIII. Open Session - *Members of the public are invited to speak to the Council about any issue directly related to City business or any item that does not appear on the agenda.*

IX. Executive Session pursuant to 1 M.R.S.A. Section 405(6) (A) for City Manager's Quarterly Review.
No action to follow.

X. Adjournment



**City of Auburn
City Council Information Sheet**

Council Workshop or Meeting Date: April 22, 2025

ORDER 35-04222025

Author: Jennifer Boenig, Events+Engagement Manager

Subject: Fee waiver for the Exchange Club of Auburn for the Auburn Lobster Festival

Information: The Exchange Club of Auburn is a nonprofit organization hosting a fundraising dinner during the May 17, 2025 Auburn Lobster Festival. This is an opportunity for the club to serve the community and raise funds to support the Auburn PAL center. The club is requesting council waive the \$60 temporary food license.

(Ord. No. 38-02072011-05, att. §§ 24-31, 2-7-2011)

The fees for business licenses shall be paid by the owner or his agent in accordance with the business fee schedule established by the city council. The city council is the only authority allowed to waive fees prescribed by ordinance. An application for waiver of any fees must be presented in writing to the city clerk to be brought to the city council at its next available meeting.

City Budgetary Impacts: Loss of \$60 temporary food license fee.

Staff Recommended Action: Motion for passage.

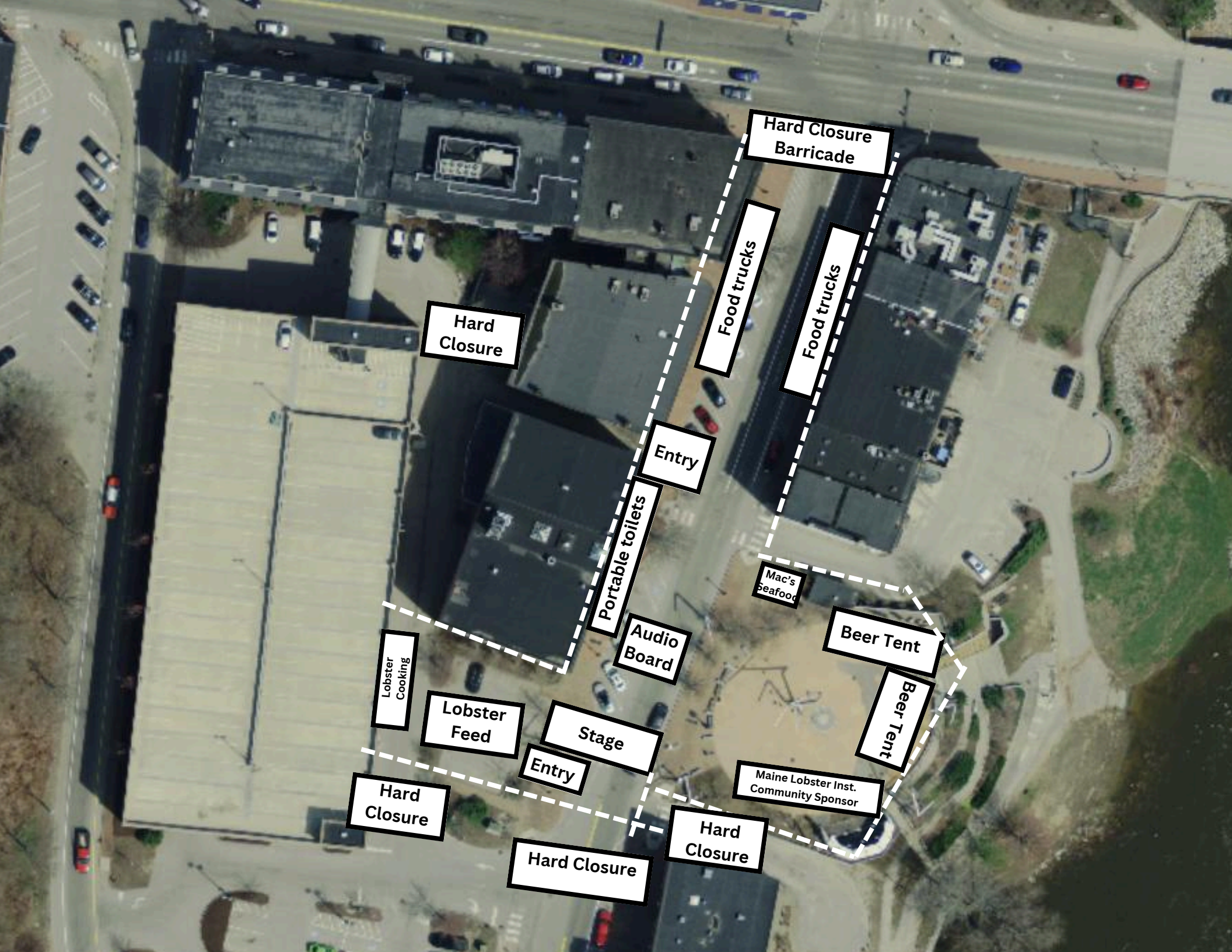
Previous Meetings and History: NA

City Manager Comments:

I concur with the recommendation. Signature:

Attachments:

- Order
- Fee waiver request letter
- Event layout
- Non-profit status



Hard Closure
Barricade

Food trucks

Food trucks

Hard
Closure

Entry

Portable toilets

Mac's
Seafood

Beer Tent

Beer Tent

Lobster
Cooking

Lobster
Feed

Stage

Maine Lobster Inst.
Community Sponsor

Entry

Hard
Closure

Hard Closure

Hard
Closure



EXCHANGE

THE EXCHANGE CLUB OF AUBURN

working to make our community a better place to live

Auburn City Council

Request for Waiver of Permit Fees

April 4, 2025


Dear Council,

The Exchange Club of Auburn has been serving the people of Auburn for over 75 years. We are excited to have been asked to participate by providing lobster dinners for the third year at the Auburn Lobster Festival on May 17, 2025. This is an opportunity to serve our community yet again and raise funds to support our work donating to the many small groups and individuals who impact our community. Among the groups we have supported in recent years are the Auburn PAL Center, Project Graduation at Edward Little and St. Dominic's Academy, the Auburn Suburban Little League, the Auburn Middle School Hockey Team, and four Students of the Month and a Student of the Year each at Edward Little and St. Dominic's Academy, as well as the Accepting the Challenge of Excellence Award four high school students who have had to overcome great physical, emotional, or social obstacles and are now eligible for high school graduation.

To assist us in our efforts to make our community a better place to live, we request that the permit fees for our participation in the Auburn Lobster Festival be waived.

We thank you for your consideration.

Mike Mathieu
President-Elect



ORDER 35-04222025

City Council Order

IN CITY COUNCIL

ORDERED, the City Council hereby approves the fee waiver request from the Exchange Club of Auburn for the Auburn Lobster Festival on May 17, 2025.

Richard S. Whiting, Ward One
Benjamin J. Weisner, Ward Four
Belinda A. Gerry, At Large

Timothy M. Cowan, Ward Two
Leroy G. Walker, Ward Five
Jeffrey D. Harmon, Mayor

Stephen G. Milks, Ward Three
Adam R. Platz, At Large
Phillip L. Crowell, Jr., City Manager

NATIONAL EXCHANGE CLUB

EIN: 01-6018955 | Auburn, Maine, United States

Form 990-N (e-Postcard)

Organizations who have filed a 990-N (e-Postcard) annual electronic notice.
Most small organizations that receive less than \$50,000 fall into this category.

^ Tax Year 2024 Form 990-N (e-Postcard)

Tax Period:

2024 (01/01/2024-12/31/2024)

EIN:

01-6018955

Organization Name (Doing Business as):

NATIONAL EXCHANGE CLUB

Mailing Address:

PO Box 1061
Auburn, ME 04211
United States

Principal Officer's Name and Address:

John Horton
668 Old Greene Road
Lewiston, ME 04240
United States

Gross receipts not greater than:

\$50,000

Organization has terminated:


No

Website URL:

✓ Tax Year 2023 Form 990-N (e-Postcard)

✓ Tax Year 2022 Form 990-N (e-Postcard)

✓ Tax Year 2021 Form 990-N (e-Postcard)



**City of Auburn
City Council Information Sheet**

Council Workshop or Meeting Date: April 22, 2025

ORDER 36-04222025

Author: Emily F. Carrington, City Clerk

Subject: Fee waiver request – Auburn Suburban

Information: Auburn Suburban is a local non-profit organization serving over 400 youth through competitive baseball and softball teams. This is an annual request to waive the \$200 food service establishment (FSE) license fee for the organization’s concession stand during games for the season (April 2025-July 2025).

(Ord. No. 38-02072011-05, att. §§ 24-31, 2-7-2011)

The fees for business licenses shall be paid by the owner or his agent in accordance with the business fee schedule established by the city council. The city council is the only authority allowed to waive fees prescribed by ordinance. An application for waiver of any fees must be presented in writing to the city clerk to be brought to the city council at its next available meeting.

City Budgetary Impacts: N/A

Staff Recommended Action:

Previous Meetings and History: N/A

City Manager Comments:

I concur with the recommendation. Signature:

Attachments:

- Waiver request letter
- ORDER
- Non profit status



April 4, 2025

City of Auburn
60 Court St.
Auburn, ME 04210

Honorable Mayor & City Council Members:

On behalf of Auburn Suburban Baseball & Softball (ASBS), I respectfully request a waiver of the \$200.00 licensing fee for operation of our concession stand (snack shack) during the 2025 season (April 2025 - July 2025).

ASBS is a non-profit organization serving over 400 youth through competitive baseball & softball teams. Funds raised by the snack shack, staffed by volunteers, are vital to the success of our organization. Funds raised throughout the season support facility maintenance, new equipment, program expansion (Buddy Ball), uniform purchase and items/services to ensure the safety of our families and players.

I invite you to join us for a game this season, appreciate your support of ASBS and hope you will consider waiving our licensing fee this season.

Sincerely,

A handwritten signature in black ink that reads "Mark Porter". The signature is written in a cursive style with a long horizontal flourish extending to the right.

Mark Porter
ASBS Treasurer
207-577-1211

INTERNAL REVENUE SERVICE
P. O. BOX 2508
CINCINNATI, OH 45201

DEPARTMENT OF THE TREASURY

Date:

JUL 21 2017

AUBURN SUBURBAN BASEBALL & SOFTBALL
PO BOX 1615
AUBURN, ME 04211

Employer Identification Number:
01-0454748
DLN:
17053093302007
Contact Person: JOHN JENNEWEIN ID# 31307
Contact Telephone Number:
(877) 829-5500
Accounting Period Ending:
September 30
Public Charity Status:
509(a)(2)
Form 990/990-EZ/990-N Required:
Yes
Effective Date of Exemption:
June 12, 1962
Contribution Deductibility:
Yes
Addendum Applies:
No

Dear Applicant:

We're pleased to tell you we determined you're exempt from federal income tax under Internal Revenue Code (IRC) Section 501(c)(3). Donors can deduct contributions they make to you under IRC Section 170. You're also qualified to receive tax deductible bequests, devises, transfers or gifts under Section 2055, 2106, or 2522. This letter could help resolve questions on your exempt status. Please keep it for your records.


Organizations exempt under IRC Section 501(c)(3) are further classified as either public charities or private foundations. We determined you're a public charity under the IRC Section listed at the top of this letter.

If we indicated at the top of this letter that you're required to file Form 990/990-EZ/990-N, our records show you're required to file an annual information return (Form 990 or Form 990-EZ) or electronic notice (Form 990-N, the e-Postcard). If you don't file a required return or notice for three consecutive years, your exempt status will be automatically revoked.

If we indicated at the top of this letter that an addendum applies, the enclosed addendum is an integral part of this letter.

For important information about your responsibilities as a tax-exempt organization, go to www.irs.gov/charities. Enter "4221-PC" in the search bar to view Publication 4221-PC, Compliance Guide for 501(c)(3) Public Charities, which describes your recordkeeping, reporting, and disclosure requirements.

Letter 947



ORDER 36-04222025

City Council Order


IN CITY COUNCIL

ORDERED, the City Council hereby approves the fee waiver request from Auburn Suburban for the operation of the concessions stand for the 2025 season (April 2025-July 2025).

Richard S. Whiting, Ward One
Benjamin J. Weisner, Ward Four
Belinda A. Gerry, At Large

Timothy M. Cowan, Ward Two
Leroy G. Walker, Sr., Ward Five
Jeffrey D. Harmon, Mayor

Stephen G. Milks, Ward Three
Adam R. Platz, At Large
Phillip L. Crowell, Jr., City Manager



**City of Auburn
City Council Information Sheet**

Council Workshop or Meeting Date: April 22, 2025

**ORDER 37-04222025 through
ORDER 39-04222025**

Author: Emily F. Carrington, City Clerk

Subject: Appointments to Boards/Committees

Information: The Appointment Committee met on April 16, 2025 to consider applications received for vacant positions on the Auburn Water District Board of Trustees (unexpired term), Housing Authority (unexpired term), and Zoning Board of Appeals (terms ending 5/1/25). The Appointment Committee recommends appointment of the following:

ORDER 37-04222025* – *Appointing David Lyon to the Auburn Water District Board of Trustees for an unexpired term ending March 1, 2026, as recommended by the Appointment Committee.*

ORDER 38-04222025* – *Appointing Craig Phillips to the Auburn Housing Authority for an unexpired term ending October 1, 2029, as recommended by the Appointment Committee.*

ORDER 39-04222025* – *Appointing Evan Cyr to the Zoning Board of Appeals for a term expiring May 1, 2028, as recommended by the Appointment Committee.*

City Budgetary Impacts: N/A

Staff Recommended Action:


Previous Meetings and History: N/A

City Manager Comments:

I concur with the recommendation. Signature:

Attachments:

ORDERS



ORDER 37-04222025

City Council Order


IN CITY COUNCIL

ORDERED, the City Council hereby appoints David Lyon to the Auburn Water District Board of Trustees for an unexpired term ending March 1, 2026, as recommended by the Appointment Committee.

Richard S. Whiting, Ward One
Benjamin J. Weisner, Ward Four
Belinda A. Gerry, At Large

Timothy M. Cowan, Ward Two
Leroy G. Walker, Sr., Ward Five
Jeffrey D. Harmon, Mayor

Stephen G. Milks, Ward Three
Adam R. Platz, At Large
Phillip L. Crowell, Jr., City Manager



ORDER 38-04222025

City Council Order


IN CITY COUNCIL

ORDERED, the City Council hereby appoints Craig Phillips to the Auburn Housing Authority for an unexpired term ending October 1, 2029, as recommended by the Appointment Committee.

Richard S. Whiting, Ward One
Benjamin J. Weisner, Ward Four
Belinda A. Gerry, At Large

Timothy M. Cowan, Ward Two
Leroy G. Walker, Sr., Ward Five
Jeffrey D. Harmon, Mayor

Stephen G. Milks, Ward Three
Adam R. Platz, At Large
Phillip L. Crowell, Jr., City Manager



ORDER 39-04222025

City Council Order

IN CITY COUNCIL

ORDERED, the City Council hereby appoints Evan Cyr to the Zoning Board of Appeals, Member, for a term expiring May 1, 2028, as recommended by the Appointment Committee.

Richard S. Whiting, Ward One
Benjamin J. Weisner, Ward Four
Belinda A. Gerry, At Large

Timothy M. Cowan, Ward Two
Leroy G. Walker, Sr., Ward Five
Jeffrey D. Harmon, Mayor

Stephen G. Milks, Ward Three
Adam R. Platz, At Large
Phillip L. Crowell, Jr., City Manager

IN COUNCIL WORKSHOP & MEETING APRIL 7, 2025 VOL 38 PAGE 17

Mayor Harmon called the meeting to order at 7:00 P.M. in the Council Chambers of Auburn Hall and led the assembly in the salute to the flag. All Councilors were present.

I. Consent Items

- 1) **ORDER 30-04072025*** - Appointing Cliff Greim to serve on the Lewiston Auburn Railroad Corporation for the unexpired term (April 2025 through April 2027).
- 2) **ORDER 31-04072025*** - Appointing Jonathan LaBonté to serve on the Lewiston Auburn Railroad Corporation for a three year term (April 2025 through April 2028).
- 3) **ORDER 32-04072025*** - Appointing Jonathan LaBonté to vote the shares held by any shareholder for the Lewiston Auburn Railroad Corporation.

Motion for passage of items on the Consent Agenda by Councilor Walker, seconded by Councilor Milks. Motion passed 7-0.

II. Minutes March 17, 2025 Regular Council Meeting

Motion for passage by Councilor Walker, seconded by Councilor Cowan. Motion passed 5-2-0 (Weisner and Milks abstained due to absence at the last meeting).

III. Communications, Presentations and Recognitions

- o **Spirit of America Award Presentation** – Mayor Harmon awarded Silver Moore-Leamon the tribute award for her recycling efforts in the community.
- o **Safe Streets For All Update** – Eric Cousens, Director of Public Services, and Jason Ready from VHB presented an update on the project.
- o **2024 Summary of the Pro-Active Community Enforcement (PACE) Unit** – Police Chief Jason Moen gave a one year update on the success of the PACE Unit.

IV. Open Session

Tara Rousseau, Whitney St; commented on the trash in local City parks
Andres Morales, Summer St; commented on gang and drone activity in the neighborhood

V. Unfinished Business

VI. New Business

- 1) **ORDER 33-04072025** – Authorizing the donation of an Auburn Police vehicle (value approx. \$6,000) to the Law Enforcement Program at the Lewiston Regional Technical Center.

Motion for passage by Councilor Platz, seconded by Councilor Walker. Motion passed 7-0.

- 2) **ORDER 34-04072025** - Approving the Annual Reports to the Maine State Housing Authority for the Tax Year April 1, 2024 – March 31, 2025, and authorizing the City Manager to sign the annual reports for Affordable Housing Tax Increment Financing Districts, # 16 (Webster School), #21 (477 Minot Ave), and #22 (48 Hampshire Street), as provided by Business and Community Development Staff.

Motion for passage by Councilor Whiting, seconded by Councilor Walker. Motion passed 7-0.

VII. Reports

a. Mayor's Report – The Comprehensive Plan Committee met last week and is starting data analysis; interested persons can learn more about the project on the website. Recognized Fire Chief Robert Chase who received the Fire Chief of the Year award. Reported back on the two budget town hall meetings; well attended and lots of good questions were asked by members of the community.

b. City Councilors' Reports -- Councilor Whiting noted Tabers opens April 10. Councilor Walker noted upcoming meetings of the Age Friendly Committee and Neighbourhood Watch Meeting of New Auburn and United New Auburn Association meeting. Councilor Platz gave an update on the school department and budget process and school's facility's committee.

c. Student Representative Report – Abdulahi noted an upcoming sports meet; Egge noted the All City Concert is April 15 at ELHS and in May there is also a high school concert.

d. City Manager Report – Noted upcoming three budget workshops for the Council. City Manager will report back on the status of the City parks. Noted a cut in the OUI Work Program with Sherriff's Department; this community service program allowed the City to partner with the Sherriff's Department to get these parks cleaned. Staff are now brainstorming other ways to get this work done.

VIII. Open Session

IX. Executive Session – 8:05pm (Weisner, Milks, 7-0).

Executive Session pursuant to 1 M.R.S.A. Section 405(6) (C) for an economic development matter.

Executive Session pursuant to 1 M.R.S.A. Section 405(6) (C) for an economic development matter.

Executive Session pursuant to 1 M.R.S.A. Section 405(6) (D) for labor negotiations.


Executive Session pursuant to 1 M.R.S.A. Section 405(6) (E) concerning a legal matter.

X. Adjournment

Council adjourned following Executive Sessions by unanimous consent.

A TRUE COPY ATTEST

Emily F. Carrington, City Clerk



PROCLAMATION | **HONORING FIRE CHIEF ROBERT L. CHASE AS
2024 MAINE FIRE CHIEF OF THE YEAR**

WHEREAS, the Maine Fire Chiefs' Association (MFCA) has named Chief Robert L. Chase of the Auburn Fire Department as the 2024 Maine Fire Chief of the Year, and;

WHEREAS, this prestigious recognition honors Chief Chase's extraordinary leadership, his significant contributions to firefighter health and wellness, and his dedication to serving the Auburn community, the region, and the state of Maine, and;

WHEREAS, Chief Chase has been a steadfast leader since taking the position as Auburn Fire Chief in April 2018, following his tenure as Fire Chief of Rumford for seven years, and;

WHEREAS, Chief Chase's commitment to firefighter health has been a central tenet of his career, as the leader of MFCA's Health & Wellness Committee, he spearheaded efforts to enhance cancer screenings for firefighters across the state and his proactive approach led to the creation of a grant funded, comprehensive cancer and heart disease screening program for Auburn's public safety personnel, and;

WHEREAS, beyond the firehouse, his work during the Covid-19 pandemic was instrumental in securing vaccine allotments for Auburn and Androscoggin County, and he led the creation of a vaccination clinic at the Auburn Mall that administered over 64,000 doses. Chief Chase also helped create the "Project Support You" initiative, which addresses addiction and homelessness by connecting individuals with appropriate social service agencies, reducing public safety calls in the process. Additionally, Chief Chase played a critical role in overseeing EMS services and was instrumental in establishing a reunification site for victims' families after the 2023 mass shooting in Lewiston;

NOW THEREFORE, I Jeffrey D. Harmon, Mayor of the City of Auburn, do hereby recognize and honor Auburn Fire Chief Robert L. Chase as Maine's 2024 Fire Chief of the Year and thank him for his many years of service and leadership in our community.


IN WITNESS WHEREOF, I have hereunto set my hand and caused the Seal of the City of Auburn, Maine to be fixed this ²² day of April, 2025.

Mayor Jeffrey D. Harmon

Monthly Financial Report

February 2025 - Fiscal Year 2025

Authored by: Kelsey Earle



To: Honorable Mayor, Members of the City Council and City Manager
Subject: Financial Report for the Month Ending February 28, 2025

I respectfully submit the financial summaries of the revenue and expenditure activities for the City during the month ending February 28, 2025.

Please note that although the monthly financial report contains amounts reported by the School Department, this discussion is limited to the City's financial results and does not attempt to explain any variances in comparison for the School Department. As a guideline for comparison purposes, individual line items can vary based upon cyclical activity. As such, comparisons are made based upon previous years of activity as noted.

General Fund Highlights

Revenues

Total revenues collected through February 2025 were **\$48.8M** or **61.1%** of budgeted general fund revenue, as compared to **71.9%** of actual revenues through February 2024.

- Fewer street excavation permits, commercial licenses and Police accident reports than at the same period last year. For percentage comparison purposes, we did budget closer to actual in this fiscal year and we are projected to meet our revenue goals.

Expenditures

Expenditures through February 2025 were **\$50.5M** or **58.8%** of the budget, as compared to **65.5%** of actual expenditures through February 2024.

- We continue to see the implementation of efficiencies coupled with strategic staffing, creating savings in expense lines seen for several departments.

Respectfully submitted,



Kelsey L. D. Earle
Finance Director

BALANCE SHEET FOR 2025 8 (February)

| FUND: 1000 General Fund | | | NET CHANGE FOR PERIOD | ACCOUNT BALANCE |
|----------------------------------|--------|--------------------------------|--------------------------|--------------------|
| ASSETS | | | | |
| TOTAL ASSETS | | | -863,808.06 | 53,572,353.78 |
| LIABILITIES | | | | |
| TOTAL LIABILITIES | | | 2,224,094.51 | -24,339,344.00 |
| FUND BALANCE | | | | |
| 1000 | 037000 | Ctrl Total - Encumbrances | 919,333.76 | 2,554,017.16 |
| 1000 | 037100 | Assinged Fund Balance | .00 | -1,951,394.00 |
| 1000 | 037102 | Nonspendable Fund Balance | .00 | -689,263.00 |
| 1000 | 037103 | Restricted Fund Balance | .00 | -2,309,553.00 |
| 1000 | 037104 | Unassigned Fund Balance | .00 | -17,430,267.57 |
| 1000 | 037105 | FB RESTRICTED SCHOOL | .00 | 536,000.00 |
| 1000 | 037201 | CTRL TOTAL-BUD FB DESIGNATED | -919,333.76 | -2,554,017.16 |
| 1000 | 037301 | Ctrl Total - Bud FB Undesignat | .00 | -2,874,033.92 |
| 1000 | 047000 | Ctrl Total - Revenues | -5,656,421.33 | -76,592,881.94 |
| 1000 | 047001 | CONTROL - ESTIMATED REVENUE | .00 | 125,441,434.97 |
| 1000 | 057000 | CTRL TOTAL-EXPENDITURES | 4,296,134.88 | 69,193,578.68 |
| 1000 | 057001 | CTRL TOTAL-APPROPRIATIONS | .00 | -122,567,401.05 |
| TOTAL FUND BALANCE | | | -1,360,286.45 | -29,243,780.83 |
| TOTAL LIABILITIES + FUND BALANCE | | | 863,808.06 | -53,583,124.83 |

EMS BILLING
SUMMARY OF ACTIVITY
July 1, 2024 - Feb 28, 2025
Report as of February 28th, 2025

| | Beginning | February 2025 | | | | | Ending |
|----------------------------|---------------------|---------------|-----------------|-----------|-----------------|----------------|----------------------|
| | Balance 2/1/2025 | New Charges | Payments | Refunds | Adjustments | Write-Offs | Balance 2/28/2025 |
| Attorney/In care of | \$ 936.20 | \$ - | \$ - | \$ - | \$ - | \$ - | \$ 936.20 |
| Bluecross | \$ 90,830.28 | \$ 7,360.00 | \$ (7,775.78) | \$ 436.43 | \$ (2,540.96) | \$ - | \$ 88,309.97 |
| Intercept | \$ (2,269.40) | \$ - | \$ - | \$ - | \$ - | \$ - | \$ (2,269.40) |
| Medicare | \$ 684,558.13 | \$ 185,881.70 | \$ (69,070.58) | \$ - | \$ (127,089.47) | \$ - | \$ 674,279.78 |
| Medicaid | \$ (313,498.12) | \$ 73,358.15 | \$ (59,563.91) | \$ - | \$ (44,958.24) | \$ - | \$ (344,662.12) |
| Other/Commercial | \$ 205,381.10 | \$ 22,132.00 | \$ (12,120.59) | \$ - | \$ (271.40) | \$ - | \$ 215,121.11 |
| Private Insurance | \$ 924.00 | \$ - | \$ - | \$ - | \$ - | \$ - | \$ 924.00 |
| Patient | \$ (158,298.16) | \$ 12,382.00 | \$ (4,800.03) | \$ 408.10 | \$ (1,467.03) | \$ (24,773.47) | \$ (176,548.59) |
| Worker's Comp | \$ (16,792.51) | \$ - | \$ (3,784.50) | \$ - | \$ (869.30) | \$ - | \$ (21,446.31) |
| TOTAL | \$ 491,771.52 | \$ 301,113.85 | \$ (157,115.39) | \$ 844.53 | \$ (177,196.40) | \$ (24,773.47) | \$ 434,644.64 |

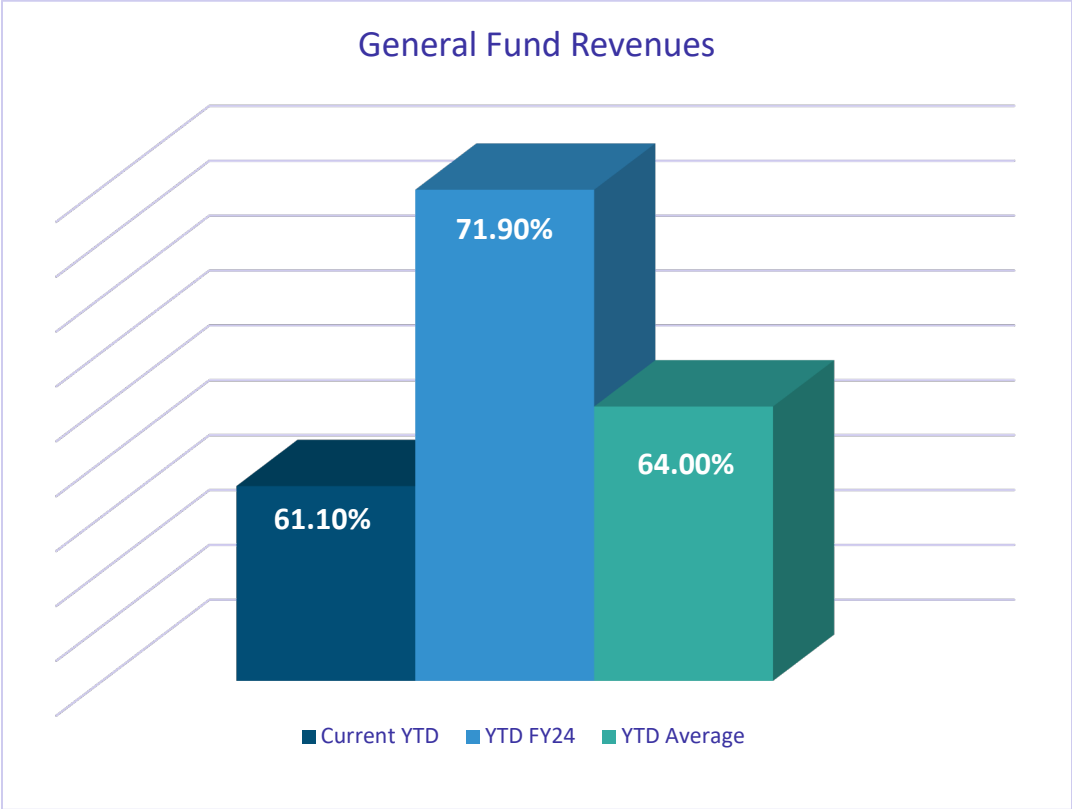
**CITY OF AUBURN, MAINE
INVESTMENT SCHEDULE
AS OF February 28, 2025**

| INVESTMENT | FUND | BALANCE February 28, 2025 | BALANCE January 31, 2025 | INTEREST RATE |
|-----------------------------|-----------------------------|------------------------------|-----------------------------|---------------------------------|
| ANDROSCOGGIN BANK | 449 CAPITAL PROJECTS | \$ 1,640,845.41 | \$1,638,015.91 | 2.00% |
| ANDROSCOGGIN BANK | 502 SR-TIF | \$ 1,058,415.38 | \$1,062,597.47 | 2.00% |
| ANDROSCOGGIN BANK | 836 GENERAL FUND | \$ 25,149,473.98 | \$26,484,700.73 | 2.00% |
| ANDROSCOGGIN BANK | 801 WORKERS COMP | \$ 55,189.64 | \$55,094.48 | 2.00% |
| ANDROSCOGGIN BANK | 684 EMS CAPITAL RESERVE | \$ 356,841.37 | \$356,226.05 | 2.00% |
| ANDROSCOGGIN BANK | 414 INGERSOLL TURF FACILITY | \$ 238,264.47 | \$237,853.66 | 2.00% |
| ANDROSCOGGIN BANK | 0888 ELHS FUNDRAISING | \$ 426,668.76 | \$425,933.04 | 2.00% |
| ANDROSCOGGIN BANK | ELHS CONSTRUCTION | \$ 12,715,871.56 | \$12,693,943.56 | 2.00% *matured Nomura deposited |
| NOMURA 2 | ELHS Bond Proceeds | trade matured | trade matured | 2.08% |
| Northern Capital Securities | CD GENERAL FUND | \$ 250,000.00 | \$250,000.00 | 5.10% |
| Northern Capital Securities | CD GENERAL FUND | \$ 250,000.00 | \$250,000.00 | 5.10% |
| Northern Capital Securities | CD GENERAL FUND | \$ 250,000.00 | \$250,000.00 | 5.10% |
| Northern Capital Securities | CD GENERAL FUND | \$ 250,000.00 | \$250,000.00 | 5.15% |
| Northern Capital Securities | CD GENERAL FUND | \$ 250,000.00 | \$250,000.00 | 4.50% |
| Northern Capital Securities | CD GENERAL FUND | \$ 250,000.00 | \$250,000.00 | 4.35% |
| Northern Capital Securities | CD GENERAL FUND | \$ 250,000.00 | \$250,000.00 | 4.40% |
| Northern Capital Securities | CD GENERAL FUND | \$ 250,000.00 | \$250,000.00 | 4.20% |
| Northern Capital Securities | CD GENERAL FUND | \$ 250,000.00 | \$250,000.00 | 4.25% |
| Northern Capital Securities | CD GENERAL FUND | \$ 250,000.00 | \$250,000.00 | 4.30% |
| Northern Capital Securities | CD GENERAL FUND | \$ 250,000.00 | \$250,000.00 | 4.15% |
| Northern Capital Securities | CD GENERAL FUND | \$ 250,000.00 | \$250,000.00 | 4.40% |
| Northern Capital Securities | CD GENERAL FUND | \$ 250,000.00 | \$250,000.00 | 4.30% |
| Northern Capital Securities | CD GENERAL FUND | \$ 250,000.00 | \$250,000.00 | 4.15% |
| Northern Capital Securities | CD GENERAL FUND | \$ 250,000.00 | \$250,000.00 | 4.15% |
| Northern Capital Securities | CD GENERAL FUND | \$ 250,000.00 | \$250,000.00 | 4.30% |
| Northern Capital Securities | CD GENERAL FUND | \$ 250,000.00 | \$250,000.00 | 4.40% |
| Northern Capital Securities | CD GENERAL FUND | \$ 250,000.00 | \$250,000.00 | 4.25% |
| GRAND TOTAL | | \$ 46,141,570.57 | \$47,454,364.90 | 3.65% |

General Fund-Revenues

for the Period Ended February 28, 2025

*Graph reflects current YTD with comparison to prior YTD and YTD average of prior 3 years percentage.



CITY OF AUBURN
REVENUES- FEBRUARY 2025

FROM 2025 01 TO 2025 08

| | ORIGINAL APPROP | TRANFRS/ ADJSTMTS | REVISED BUDGET | ACTUALS | ENCUMBRANCES | AVAILABLE BUDGET | PCT USED |
|---|--------------------|----------------------|-------------------|-------------|--------------|---------------------|-------------|
| 1000 General Fund | | | | | | | |
| 1006 Communications & Engagement | | | | | | | |
| 420070 Sponsorships-Special Events | -65,000 | 0 | -65,000 | .00 | .00 | -65,000.00 | .0% |
| TOTAL Communications & Engagement | -65,000 | 0 | -65,000 | .00 | .00 | -65,000.00 | .0% |
| 1007 City Clerk | | | | | | | |
| 420011 Fees - Clerk/Sale of Copies | -60 | 0 | -60 | -10.00 | .00 | -50.00 | 16.7% |
| 420013 Fees - Voter Registration Lis | -200 | 0 | -200 | -22.00 | .00 | -178.00 | 11.0% |
| 420024 Fees - City Clerk Notary | -1,100 | 0 | -1,100 | -780.00 | .00 | -320.00 | 70.9% |
| 420066 City Clerk Advertising Fees | 0 | 0 | 0 | -100.00 | .00 | 100.00 | .0% |
| 421001 Certificate - Birth | -3,500 | 0 | -3,500 | -3,740.80 | .00 | 240.80 | 106.9% |
| 421002 Certificate - Death | -17,000 | 0 | -17,000 | -9,324.20 | .00 | -7,675.80 | 54.8% |
| 421003 Certificate - Marriage | -4,500 | 0 | -4,500 | -3,988.80 | .00 | -511.20 | 88.6% |
| 421006 Licenses - Commercial | -75,000 | 0 | -75,000 | -32,909.00 | .00 | -42,091.00 | 43.9% |
| 421007 Licenses - Marriage | -5,500 | 0 | -5,500 | -4,804.00 | .00 | -696.00 | 87.3% |
| 421012 Marijuana Business Licenses | -200,000 | 0 | -200,000 | -131,830.76 | .00 | -68,169.24 | 65.9% |
| 421101 Permits - Burial | -2,000 | 0 | -2,000 | -1,358.00 | .00 | -642.00 | 67.9% |
| TOTAL City Clerk | -308,860 | 0 | -308,860 | -188,867.56 | .00 | -119,992.44 | 61.1% |
| 1008 Finance | | | | | | | |
| 401011 2011 Property Tax Revenue | 0 | 0 | 0 | -145.05 | .00 | 145.05 | .0% |
| 401013 2013 Property Tax Revenue | 0 | 0 | 0 | -300.00 | .00 | 300.00 | .0% |
| 401014 2014 Property Tax Revenue | 0 | 0 | 0 | -148.75 | .00 | 148.75 | .0% |
| 401015 2015 Property Tax Revenue | 0 | 0 | 0 | -41.04 | .00 | 41.04 | .0% |
| 401016 2016 Property Tax Revenue | 0 | 0 | 0 | .00 | .00 | .00 | .0% |
| 401017 2017 Property Tax Revenue | 0 | 0 | 0 | .00 | .00 | .00 | .0% |
| 401018 2018 Property Tax Revenue | 0 | 0 | 0 | -99.41 | .00 | 99.41 | .0% |
| 401019 2019 Property Tax Revenue | 0 | 0 | 0 | -697.95 | .00 | 697.95 | .0% |
| 401020 2020 Property Tax Revenue | 0 | 0 | 0 | .00 | .00 | .00 | .0% |

CITY OF AUBURN
REVENUES- FEBRUARY 2025

FROM 2025 01 TO 2025 08

| | ORIGINAL APPROP | TRANFRS/ ADJSTMTS | REVISED BUDGET | ACTUALS | ENCUMBRANCES | AVAILABLE BUDGET | PCT USED |
|---------------------------------------|--------------------|----------------------|-------------------|----------------|--------------|---------------------|-------------|
| 401021 2021 Tax Revenue | 0 | 0 | 0 | -10,614.26 | .00 | 10,614.26 | .0% |
| 401022 2022 Tax Revenue | 0 | 0 | 0 | -147,576.62 | .00 | 147,576.62 | .0% |
| 401023 2023 Tax Revenue | 0 | 0 | 0 | -421,768.33 | .00 | 421,768.33 | .0% |
| 401024 2024 Tax Revenue | 0 | 0 | 0 | -31,514,060.91 | .00 | 31,514,060.91 | .0% |
| 401100 Property Tax Revenue - Current | -54,314,567 | 0 | -54,314,567 | .00 | .00 | -54,314,567.00 | .0% |
| 401300 Homestead Exemption Reimburse | -1,770,000 | 0 | -1,770,000 | -1,722,458.80 | .00 | -47,541.20 | 97.3% |
| 401400 In Lieu of Taxes | -90,000 | 0 | -90,000 | -94,912.37 | .00 | 4,912.37 | 105.5% |
| 401500 Personal Property Reimburse | -3,000,000 | 0 | -3,000,000 | -3,094,948.00 | .00 | 94,948.00 | 103.2% |
| 402000 Excise Tax - Vehicles | -4,650,000 | 0 | -4,650,000 | -3,321,326.43 | .00 | -1,328,673.57 | 71.4% |
| 402001 Excise Tax - Boat | -15,000 | 0 | -15,000 | -2,971.80 | .00 | -12,028.20 | 19.8% |
| 402002 Excise Tax - Aircraft | -5,000 | 0 | -5,000 | -75.00 | .00 | -4,925.00 | 1.5% |
| 403000 Penalties & Interest | -100,000 | 0 | -100,000 | -35,439.49 | .00 | -64,560.51 | 35.4% |
| 420003 Cable Television Franchise | -125,000 | 0 | -125,000 | -56,454.63 | .00 | -68,545.37 | 45.2% |
| 420038 Fees - Hunting/Fishing/Dogs | -700 | 0 | -700 | -381.50 | .00 | -318.50 | 54.5% |
| 420041 Fees - Neutered Animals | -2,000 | 0 | -2,000 | -1,752.00 | .00 | -248.00 | 87.6% |
| 420055 Fees - MMWAC Host | -232,110 | 0 | -232,110 | -19,342.58 | .00 | -212,767.42 | 8.3% |
| 420080 CATV Fees-City of Lewiston | -71,000 | 0 | -71,000 | .00 | .00 | -71,000.00 | .0% |
| 421000 Agent Fee | -95,000 | 0 | -95,000 | -59,097.50 | .00 | -35,902.50 | 62.2% |
| 421011 Fines - Dog | -3,000 | 0 | -3,000 | -1,728.00 | .00 | -1,272.00 | 57.6% |
| 422000 Investment Income | -350,000 | 0 | -350,000 | -266,870.90 | .00 | -83,129.10 | 76.2% |
| 429000 Miscellaneous | -50,000 | 0 | -50,000 | -172,876.32 | .00 | 122,876.32 | 345.8% |
| 429004 CDBG Reimbursement | -588,154 | 0 | -588,154 | .00 | .00 | -588,154.00 | .0% |
| 429009 Reimbursement - Other | -193,132 | 0 | -193,132 | -74,846.70 | .00 | -118,285.30 | 38.8% |
| 429013 Sale of Assets | -100,000 | 0 | -100,000 | -2,023.16 | .00 | -97,976.84 | 2.0% |
| 429036 Ingersoll Turf Facility Income | -245,000 | 0 | -245,000 | .00 | .00 | -245,000.00 | .0% |
| 429200 Tax Sharing Revenue | -182,000 | 0 | -182,000 | .00 | .00 | -182,000.00 | .0% |
| 429900 Designated FB Offset | -1,875,000 | 0 | -1,875,000 | .00 | .00 | -1,875,000.00 | .0% |
| 430000 Other State Aid | -3,400 | 0 | -3,400 | -2,674.48 | .00 | -725.52 | 78.7% |
| 430001 State Revenue Sharing | -7,200,000 | 0 | -7,200,000 | -5,822,831.82 | .00 | -1,377,168.18 | 80.9% |
| 430003 Tree Growth | -12,500 | 0 | -12,500 | -11,322.81 | .00 | -1,177.19 | 90.6% |
| 430004 Veterans Reimbursement | -18,000 | 0 | -18,000 | .00 | .00 | -18,000.00 | .0% |
| 43040 Sewall Grant | 0 | 0 | 0 | 60.00 | .00 | -60.00 | .0% |
| 580000 TIF | -1,500,000 | 0 | -1,500,000 | .00 | .00 | -1,500,000.00 | .0% |
| 580020 Transfer In-Opioid Settlement | -60,000 | 0 | -60,000 | .00 | .00 | -60,000.00 | .0% |
| TOTAL Finance | -76,850,563 | 0 | -76,850,563 | -46,859,726.61 | .00 | -29,990,836.39 | 61.0% |
| 1010 Planning & Permitting | | | | | | | |
| 420027 Fees - Court | 0 | 0 | 0 | -47,100.00 | .00 | 47,100.00 | .0% |
| TOTAL Planning & Permitting | 0 | 0 | 0 | -47,100.00 | .00 | 47,100.00 | .0% |

CITY OF AUBURN
REVENUES- FEBRUARY 2025

FROM 2025 01 TO 2025 08

| | ORIGINAL APPROP | TRANFRS/ ADJSTMTS | REVISED BUDGET | ACTUALS | ENCUMBRANCES | AVAILABLE BUDGET | PCT USED |
|---------------------------------------|--------------------|----------------------|-------------------|-------------|--------------|---------------------|-------------|
| 10108001 General Fund Prop Tax | | | | | | | |
| 401004 2004 Property Tax Revenue | 0 | 0 | 0 | .00 | .00 | .00 | .0% |
| 401008 2008 Property Tax Revenue | 0 | 0 | 0 | .00 | .00 | .00 | .0% |
| TOTAL General Fund Prop Tax | 0 | 0 | 0 | .00 | .00 | .00 | .0% |
| 1012 Planning & Permittin | | | | | | | |
| 420023 Fees - Citation Ordinance | -3,000 | 0 | -3,000 | -2,103.00 | .00 | -897.00 | 70.1% |
| 420068 Departmental Review | -12,000 | 0 | -12,000 | -26,252.13 | .00 | 14,252.13 | 218.8% |
| 420069 Advertising Fees | -3,400 | 0 | -3,400 | .00 | .00 | -3,400.00 | .0% |
| 421100 Permits - Building | -120,000 | 0 | -120,000 | -212,604.80 | .00 | 92,604.80 | 177.2% |
| 421102 Permits - Electrical | -25,000 | 0 | -25,000 | -24,027.00 | .00 | -973.00 | 96.1% |
| 421106 Permits - Plumbing | -15,000 | 0 | -15,000 | -12,705.00 | .00 | -2,295.00 | 84.7% |
| 421107 Permits - Sign | -5,000 | 0 | -5,000 | -2,456.00 | .00 | -2,544.00 | 49.1% |
| TOTAL Planning & Permittin | -183,400 | 0 | -183,400 | -280,147.93 | .00 | 96,747.93 | 152.8% |
| 1014 Engineering | | | | | | | |
| 420028 Fees - Drive Opening | -250 | 0 | -250 | -280.00 | .00 | 30.00 | 112.0% |
| 420039 Fees - Inspection | -5,000 | 0 | -5,000 | .00 | .00 | -5,000.00 | .0% |
| 421103 Permits - Fill | -200 | 0 | -200 | .00 | .00 | -200.00 | .0% |
| 421108 Permits - Street Excavation | -15,000 | 0 | -15,000 | .00 | .00 | -15,000.00 | .0% |
| TOTAL Engineering | -20,450 | 0 | -20,450 | -280.00 | .00 | -20,170.00 | 1.4% |
| 1015 Facilities | | | | | | | |
| 429010 Rental Income | -84,000 | 0 | -84,000 | -18,848.50 | .00 | -65,151.50 | 22.4% |
| 429100 Utility Reimbursement-School | -20,000 | 0 | -20,000 | .00 | .00 | -20,000.00 | .0% |
| TOTAL Facilities | -104,000 | 0 | -104,000 | -18,848.50 | .00 | -85,151.50 | 18.1% |
| 1021 Fire & EMS Transport | | | | | | | |

CITY OF AUBURN
REVENUES- FEBRUARY 2025

FROM 2025 01 TO 2025 08

| | ORIGINAL APPROP | TRANFRS/ ADJSTMTS | REVISED BUDGET | ACTUALS | ENCUMBRANCES | AVAILABLE BUDGET | PCT USED |
|---|--------------------|----------------------|-------------------|---------------|--------------|---------------------|-------------|
| 420034 Fees - Fire/Copies of Reports | -100 | 0 | -100 | -10.00 | .00 | -90.00 | 10.0% |
| TOTAL Fire & EMS Transport | -100 | 0 | -100 | -10.00 | .00 | -90.00 | 10.0% |
| 1022 Police | | | | | | | |
| 420016 Fees - Accident & Police | -11,000 | 0 | -11,000 | -9,624.58 | .00 | -1,375.42 | 87.5% |
| 420020 Fees - Animal Impound | 0 | 0 | 0 | -475.00 | .00 | 475.00 | .0% |
| 420027 Fees - Court | -3,300 | 0 | -3,300 | -1,100.68 | .00 | -2,199.32 | 33.4% |
| 420044 Fees - Police/False Alarms | -15,000 | 0 | -15,000 | -5,845.00 | .00 | -9,155.00 | 39.0% |
| 420045 Fees - Police/Photos, Tapes, & | -800 | 0 | -800 | -430.00 | .00 | -370.00 | 53.8% |
| 420052 Fees - Vehicle Rel/Driver Lice | -4,000 | 0 | -4,000 | -3,250.30 | .00 | -749.70 | 81.3% |
| 420053 Fees - Vehicle Rel/Non Driver | -3,000 | 0 | -3,000 | -1,895.00 | .00 | -1,105.00 | 63.2% |
| 421005 Fines - Parking Violations | -25,000 | 0 | -25,000 | -21,742.75 | .00 | -3,257.25 | 87.0% |
| 421104 Permits - Firearms | -1,900 | 0 | -1,900 | -2,839.00 | .00 | 939.00 | 149.4% |
| 429000 Miscellaneous | 0 | 0 | 0 | -1,174.66 | .00 | 1,174.66 | .0% |
| TOTAL Police | -64,000 | 0 | -64,000 | -48,376.97 | .00 | -15,623.03 | 75.6% |
| 1023 Fire EMS Transport | | | | | | | |
| 420029 Fees - EMS Transport | -1,700,000 | 0 | -1,700,000 | -1,158,693.41 | .00 | -541,306.59 | 68.2% |
| TOTAL Fire EMS Transport | -1,700,000 | 0 | -1,700,000 | -1,158,693.41 | .00 | -541,306.59 | 68.2% |
| 1032 Health and Social Serv Assist | | | | | | | |
| 429000 Miscellaneous | 0 | 0 | 0 | -11,616.14 | .00 | 11,616.14 | .0% |
| 430008 General Welfare Reimbursement | -630,840 | 0 | -630,840 | -301,803.93 | .00 | -329,036.07 | 47.8% |
| TOTAL Health and Social Serv Assist | -630,840 | 0 | -630,840 | -313,420.07 | .00 | -317,419.93 | 49.7% |
| 1042 Public Works | | | | | | | |

CITY OF AUBURN
REVENUES- FEBRUARY 2025

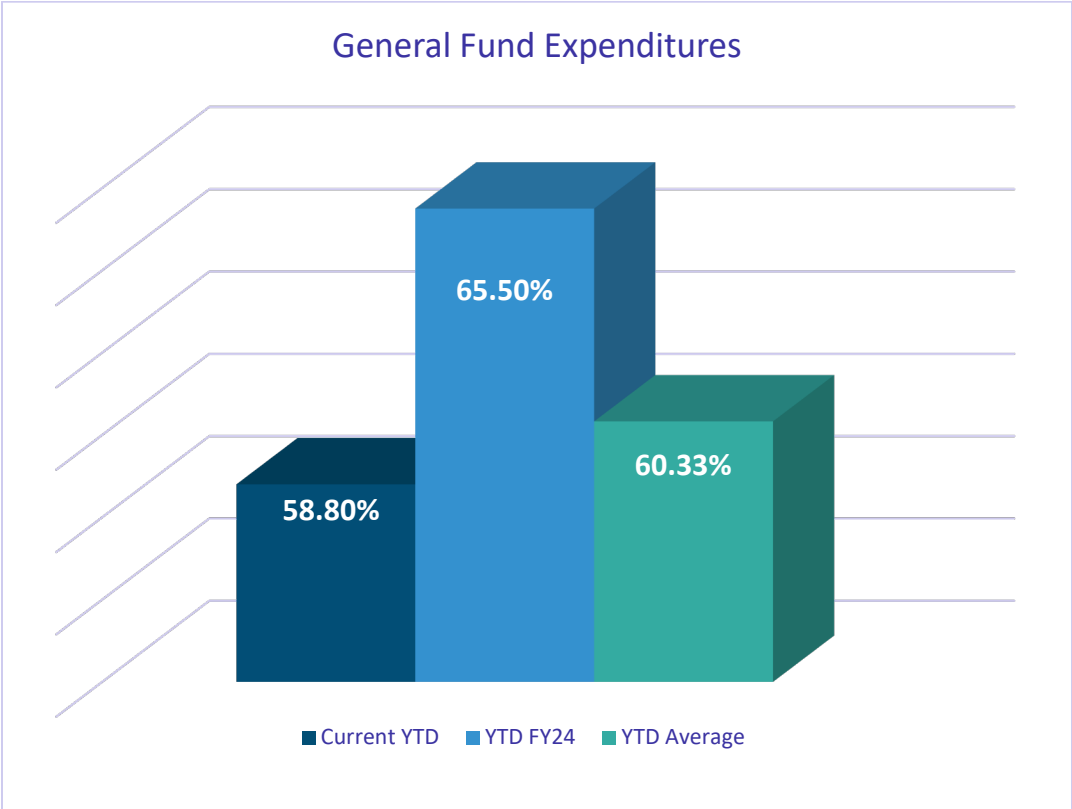
FROM 2025 01 TO 2025 08

| | ORIGINAL APPROP | TRANFRS/ ADJSTMTS | REVISED BUDGET | ACTUALS | ENCUMBRANCES | AVAILABLE BUDGET | PCT USED |
|---|--------------------|----------------------|-------------------|----------------|--------------|---------------------|-------------|
| 420028 Fees - Drive Opening | 0 | 0 | 0 | .00 | .00 | .00 | .0% |
| 420039 Fees - Inspection | 0 | 0 | 0 | .00 | .00 | .00 | .0% |
| 421108 Permits - Street Excavation | 0 | 0 | 0 | .00 | .00 | .00 | .0% |
| 430002 State/Local Road Assistance | -400,000 | 0 | -400,000 | -520,220.00 | .00 | 120,220.00 | 130.1% |
| TOTAL Public works | -400,000 | 0 | -400,000 | -520,220.00 | .00 | 120,220.00 | 130.1% |
| 1043 Solid Waste Disposal | | | | | | | |
| 420025 Fees - Commercial Solid Waste | 0 | 0 | 0 | -37,055.00 | .00 | 37,055.00 | .0% |
| TOTAL Solid Waste Disposal | 0 | 0 | 0 | -37,055.00 | .00 | 37,055.00 | .0% |
| 1046 PW School Maint & Custodial | | | | | | | |
| 420082 School M&C Reimburse | -3,745,487 | 0 | -3,745,487 | -2,733,626.81 | .00 | -1,011,860.16 | 73.0% |
| 429024 School Bldg Rental | 0 | 0 | 0 | -190.00 | .00 | 190.00 | .0% |
| TOTAL PW School Maint & Custodial | -3,745,487 | 0 | -3,745,487 | -2,733,816.81 | .00 | -1,011,670.16 | 73.0% |
| 1070 Education | | | | | | | |
| 529000 Miscellaneous School | -104,150 | 0 | -104,150 | -319,747.44 | .00 | 215,597.44 | 307.0% |
| 530002 Secondary Tuition | 0 | 0 | 0 | .00 | .00 | .00 | .0% |
| 530004 Franklin Tuition | -100,000 | 0 | -100,000 | -6,349.02 | .00 | -93,650.98 | 6.3% |
| 530007 State Subsidy Education | -29,231,738 | 0 | -29,231,738 | -16,279,881.51 | .00 | -12,951,856.49 | 55.7% |
| 530008 Debt Service Reimbursement | -9,089,775 | 0 | -9,089,775 | -7,547,881.61 | .00 | -1,541,893.39 | 83.0% |
| 530014 Special Education | -100,000 | 0 | -100,000 | -50,352.92 | .00 | -49,647.08 | 50.4% |
| 530015 State Agency Clients | -20,000 | 0 | -20,000 | -18,293.22 | .00 | -1,706.78 | 91.5% |
| 530017 State Aid for Adult Education | -162,072 | 0 | -162,072 | -122,072.87 | .00 | -39,999.13 | 75.3% |
| 530019 School Naming Rights | -211,000 | 0 | -211,000 | .00 | .00 | -211,000.00 | .0% |
| 580001 Transfer In | -2,350,000 | 0 | -2,350,000 | -38,277.50 | .00 | -2,311,722.50 | 1.6% |
| TOTAL Education | -41,368,735 | 0 | -41,368,735 | -24,382,856.09 | .00 | -16,985,878.91 | 58.9% |
| TOTAL General Fund | -125,441,435 | 0 | -125,441,435 | -76,589,418.95 | .00 | -48,852,016.02 | 61.1% |
| TOTAL REVENUES | -125,441,435 | 0 | -125,441,435 | -76,589,418.95 | .00 | -48,852,016.02 | |
| GRAND TOTAL | -125,441,435 | 0 | -125,441,435 | -76,589,418.95 | .00 | -48,852,016.02 | 61.1% |

General Fund- Expenditures

for the Period Ended February 28, 2025

*Graph reflects current YTD with comparison to prior YTD and YTD average of prior 3 years percentage.



CITY OF AUBURN
EXPENDITURES- FEBRUARY 2025

FROM 2025 01 TO 2025 08

| | ORIGINAL APPROP | TRANFRS/ ADJSTMTS | REVISED BUDGET | ACTUALS | ENCUMBRANCES | AVAILABLE BUDGET | PCT USED |
|---|--------------------|----------------------|-------------------|------------|--------------|---------------------|-------------|
| 1000 General Fund | | | | | | | |
| 1000 General Fund | | | | | | | |
| 656405 Fire Apparatus Replacement | 0 | 0 | 0 | .00 | 1,069,557.00 | -1,069,557.00 | .0% |
| 692024 SPECIAL PROJECTS-WARMING CENTR | 0 | 0 | 0 | -2,602.50 | .00 | 2,602.50 | .0% |
| TOTAL General Fund | 0 | 0 | 0 | -2,602.50 | 1,069,557.00 | -1,066,954.50 | .0% |
| 1004 Mayor and Council | | | | | | | |
| 611000 Regular Salaries | 45,800 | 0 | 45,800 | 27,266.48 | .00 | 18,533.52 | 59.5% |
| 628000 PS - Gen/Professional | 71,100 | 2,946 | 74,046 | 81,431.00 | 4,750.33 | -12,135.00 | 116.4% |
| 629001 Travel - Mileage Reimbursment | 550 | 0 | 550 | 53.87 | .00 | 496.13 | 9.8% |
| 632000 Dues & Subscriptions | 57,850 | 0 | 57,850 | 51,937.00 | .00 | 5,913.00 | 89.8% |
| 633000 Office Supplies | 3,500 | 0 | 3,500 | 759.57 | .00 | 2,740.43 | 21.7% |
| TOTAL Mayor and Council | 178,800 | 2,946 | 181,746 | 161,447.92 | 4,750.33 | 15,548.08 | 91.4% |
| 1005 City Manager | | | | | | | |
| 611000 Regular Salaries | 510,630 | 0 | 510,630 | 414,166.16 | .00 | 96,463.84 | 81.1% |
| 628000 PS - Gen/Professional | 23,000 | 1,885 | 24,885 | 15,423.42 | .00 | 9,461.73 | 62.0% |
| 628100 Legal - General | 140,000 | 5,094 | 145,094 | 118,059.00 | 5,094.06 | 21,941.00 | 84.9% |
| 629000 Professional Development | 12,000 | 17,008 | 29,008 | 8,540.80 | 17,008.08 | 3,459.20 | 88.1% |
| 629001 Travel - Mileage Reimbursment | 10,800 | 0 | 10,800 | 4,200.00 | .00 | 6,600.00 | 38.9% |
| 632000 Dues & Subscriptions | 5,000 | 0 | 5,000 | 1,729.82 | .00 | 3,270.18 | 34.6% |
| 633000 Office Supplies | 7,500 | 1,831 | 9,331 | 2,549.14 | .00 | 6,782.11 | 27.3% |
| 640000 Telephones/Cell Stipends | 2,520 | 0 | 2,520 | 1,913.90 | .00 | 606.10 | 75.9% |
| TOTAL City Manager | 711,450 | 25,819 | 737,269 | 566,582.24 | 22,102.14 | 148,584.16 | 79.8% |
| 1006 Communications & Engagement | | | | | | | |

CITY OF AUBURN
EXPENDITURES- FEBRUARY 2025

FROM 2025 01 TO 2025 08

| | ORIGINAL APPROP | TRANFRS/ ADJSTMTS | REVISED BUDGET | ACTUALS | ENCUMBRANCES | AVAILABLE BUDGET | PCT USED |
|--|--------------------|----------------------|-------------------|-------------------|-----------------|---------------------|--------------|
| 611000 Regular Salaries | 241,916 | 0 | 241,916 | 125,902.80 | .00 | 116,013.20 | 52.0% |
| 628000 PS - Gen/Professional | 7,500 | 0 | 7,500 | 2,836.54 | .00 | 4,663.46 | 37.8% |
| 628035 Special Events | 100,000 | 5,341 | 105,341 | 97,718.24 | 5,465.95 | 2,156.74 | 98.0% |
| 628080 Community Outreach | 20,000 | 0 | 20,000 | 4,397.77 | .00 | 15,602.23 | 22.0% |
| 629000 Professional Development | 4,000 | 0 | 4,000 | 416.52 | .00 | 3,583.48 | 10.4% |
| 629001 Travel - Mileage Reimbursement | 400 | 0 | 400 | .00 | .00 | 400.00 | .0% |
| 632000 Dues & Subscriptions | 0 | 0 | 0 | 119.99 | .00 | -119.99 | .0% |
| 633000 Office Supplies | 2,500 | 0 | 2,500 | 1,167.98 | .00 | 1,332.02 | 46.7% |
| 640000 Telephones/Cell Stipends | 2,650 | 0 | 2,650 | 2,224.63 | .00 | 425.37 | 83.9% |
| TOTAL Communications & Engagement | 378,966 | 5,341 | 384,307 | 234,784.47 | 5,465.95 | 144,056.51 | 62.5% |
| 1007 City Clerk | | | | | | | |
| 611000 Regular Salaries | 280,606 | 0 | 280,606 | 168,582.93 | .00 | 112,023.07 | 60.1% |
| 613000 OT - Regular | 2,100 | 0 | 2,100 | 914.39 | .00 | 1,185.61 | 43.5% |
| 620000 Advertising | 1,500 | 0 | 1,500 | 1,383.51 | .00 | 116.49 | 92.2% |
| 628000 PS - Gen/Professional | 6,400 | 81 | 6,481 | .00 | 80.73 | 6,400.00 | 1.2% |
| 628043 Election Staff | 26,460 | 0 | 26,460 | 15,494.92 | .00 | 10,965.08 | 58.6% |
| 629000 Professional Development | 800 | 0 | 800 | 230.00 | .00 | 570.00 | 28.8% |
| 629001 Travel - Mileage Reimbursement | 1,650 | 0 | 1,650 | .00 | .00 | 1,650.00 | .0% |
| 632000 Dues & Subscriptions | 775 | 0 | 775 | 90.00 | .00 | 685.00 | 11.6% |
| 633000 Office Supplies | 1,000 | 0 | 1,000 | 476.19 | .00 | 523.81 | 47.6% |
| 633004 Voter Supplies | 4,500 | 2,633 | 7,133 | 694.95 | 2,632.84 | 3,805.05 | 46.7% |
| 644002 Voting Machines | 9,500 | 1,515 | 11,015 | 3,000.00 | 1,514.56 | 6,500.00 | 41.0% |
| TOTAL City Clerk | 335,291 | 4,228 | 339,519 | 190,866.89 | 4,228.13 | 144,424.11 | 57.5% |
| 1008 Finance | | | | | | | |
| 611000 Regular Salaries | 884,524 | 0 | 884,524 | 566,607.45 | .00 | 317,916.55 | 64.1% |
| 614003 Longevity Bonus | 0 | 0 | 0 | 300.00 | .00 | -300.00 | .0% |
| 620000 Advertising | 300 | 0 | 300 | 160.83 | .00 | 139.17 | 53.6% |
| 628000 PS - Gen/Professional | 35,500 | 0 | 35,500 | 19,003.47 | .00 | 16,496.53 | 53.5% |
| 628008 Recording Fee | 300 | 0 | 300 | .00 | .00 | 300.00 | .0% |
| 629000 Professional Development | 8,500 | 304 | 8,804 | 3,846.07 | 304.44 | 4,653.93 | 47.1% |
| 629001 Travel - Mileage Reimbursement | 700 | 0 | 700 | 116.46 | .00 | 583.54 | 16.6% |
| 631000 Reports, Printing, & Binding | 3,000 | 0 | 3,000 | 4,587.04 | .00 | -1,587.04 | 152.9% |

CITY OF AUBURN
EXPENDITURES- FEBRUARY 2025

FROM 2025 01 TO 2025 08

| | ORIGINAL APPROP | TRANFRS/ ADJSTMTS | REVISED BUDGET | ACTUALS | ENCUMBRANCES | AVAILABLE BUDGET | PCT USED |
|---------------------------------------|--------------------|----------------------|-------------------|-------------------|-------------------|---------------------|--------------|
| 632000 Dues & Subscriptions | 4,000 | 0 | 4,000 | 2,896.20 | .00 | 1,103.80 | 72.4% |
| 633000 Office Supplies | 5,500 | 0 | 5,500 | 1,358.56 | .00 | 4,141.44 | 24.7% |
| 640000 Telephones/Cell Stipends | 1,740 | 0 | 1,740 | 1,003.36 | .00 | 736.64 | 57.7% |
| 642000 Postage | 39,000 | 0 | 39,000 | 23,664.80 | .00 | 15,335.20 | 60.7% |
| 645000 Insurance Premiums | 343,000 | 0 | 343,000 | 338,244.00 | .00 | 4,756.00 | 98.6% |
| 645001 Insurance Deductibles | 25,000 | 0 | 25,000 | -45,712.80 | .00 | 70,712.80 | -182.9% |
| 655500 Revaluation | 0 | 0 | 0 | 44,887.44 | 213,896.30 | -258,783.74 | .0% |
| TOTAL Finance | 1,351,064 | 304 | 1,351,368 | 960,962.88 | 214,200.74 | 176,204.82 | 87.0% |
| 1009 Human Resources | | | | | | | |
| 611000 Regular Salaries | 251,480 | 0 | 251,480 | 153,811.55 | .00 | 97,668.45 | 61.2% |
| 620000 Advertising | 2,000 | 0 | 2,000 | 88.85 | .00 | 1,911.15 | 4.4% |
| 628002 Employee Assist Program | 3,000 | 0 | 3,000 | .00 | .00 | 3,000.00 | .0% |
| 628003 Drug Testing | 6,000 | 0 | 6,000 | 2,487.96 | .00 | 3,512.04 | 41.5% |
| 628004 Testing | 4,000 | 0 | 4,000 | 849.00 | .00 | 3,151.00 | 21.2% |
| 628052 Professional Development | 10,000 | 0 | 10,000 | 1,472.93 | .00 | 8,527.07 | 14.7% |
| 629000 Professional Development | 0 | 0 | 0 | .00 | .00 | .00 | .0% |
| 629001 Travel - Mileage Reimbursement | 0 | 0 | 0 | .00 | .00 | .00 | .0% |
| 629002 Travel - Seminar Costs | 0 | 0 | 0 | .00 | .00 | .00 | .0% |
| 632000 Dues & Subscriptions | 0 | 0 | 0 | -13.65 | .00 | 13.65 | .0% |
| 633000 Office Supplies | 600 | 0 | 600 | 187.47 | .00 | 412.53 | 31.2% |
| 633001 operating Supplies | 2,500 | 0 | 2,500 | .00 | .00 | 2,500.00 | .0% |
| 640000 Telephones/Cell Stipends | 840 | 0 | 840 | 560.00 | .00 | 280.00 | 66.7% |
| TOTAL Human Resources | 280,420 | 0 | 280,420 | 159,444.11 | .00 | 120,975.89 | 56.9% |
| 1010 Planning & Permitting | | | | | | | |
| 611000 Regular Salaries | 788,548 | 0 | 788,548 | 407,489.84 | .00 | 381,058.16 | 51.7% |
| 613000 OT - Regular | 9,500 | 0 | 9,500 | 12,301.96 | .00 | -2,801.96 | 129.5% |
| 615000 Uniform Allowance | 1,000 | 0 | 1,000 | 567.04 | .00 | 432.96 | 56.7% |
| 620000 Advertising | 5,500 | 0 | 5,500 | 3,745.57 | .00 | 1,754.43 | 68.1% |
| 628000 PS - Gen/Professional | 3,500 | 4,680 | 8,180 | 301.73 | 4,680.00 | 3,198.27 | 60.9% |
| 628020 Vehicle Repairs | 0 | 0 | 0 | .00 | .00 | .00 | .0% |
| 628021 Equipment Repairs | 2,000 | 1,878 | 3,878 | 13.16 | 1,877.89 | 1,986.84 | 48.8% |
| 628024 Street Light Repairs | 0 | 0 | 0 | .00 | .00 | .00 | .0% |

CITY OF AUBURN
EXPENDITURES- FEBRUARY 2025

FROM 2025 01 TO 2025 08

| | ORIGINAL APPROP | TRANFRS/ ADJSTMTS | REVISED BUDGET | ACTUALS | ENCUMBRANCES | AVAILABLE BUDGET | PCT USED |
|--|--------------------|----------------------|-------------------|-------------------|------------------|---------------------|--------------|
| 628025 Traffic Signal Maintenance | 0 | 1,714 | 1,714 | 2,525.30 | 1,714.11 | -2,525.30 | 247.3% |
| 629000 Professional Development | 4,000 | 0 | 4,000 | 405.00 | .00 | 3,595.00 | 10.1% |
| 629001 Travel - Mileage Reimbursement | 300 | 0 | 300 | 26.60 | .00 | 273.40 | 8.9% |
| 629002 Travel - Seminar Costs | 0 | 0 | 0 | 1,744.76 | .00 | -1,744.76 | .0% |
| 632000 Dues & Subscriptions | 4,300 | 0 | 4,300 | 589.74 | .00 | 3,710.26 | 13.7% |
| 633000 Office Supplies | 2,500 | 0 | 2,500 | 1,918.47 | .00 | 581.53 | 76.7% |
| 633001 Operating Supplies | 3,000 | 0 | 3,000 | .00 | .00 | 3,000.00 | .0% |
| 633021 Safety Equipment | 1,000 | 0 | 1,000 | 112.85 | .00 | 887.15 | 11.3% |
| 633029 MV Sup - Tires/Tube/Chain | 0 | 0 | 0 | .00 | .00 | .00 | .0% |
| 633030 MV Sup - Fuel | 0 | 0 | 0 | .00 | .00 | .00 | .0% |
| 640000 Telephones/Cell Stipends | 3,900 | 0 | 3,900 | 3,396.95 | .00 | 503.05 | 87.1% |
| 641002 Electricity | 0 | 0 | 0 | .00 | .00 | .00 | .0% |
| 650030 Operating Capital | 0 | 20,500 | 20,500 | .00 | 20,500.00 | .00 | 100.0% |
| TOTAL Planning & Permitting | 829,048 | 28,772 | 857,820 | 435,138.97 | 28,772.00 | 393,909.03 | 54.1% |
| 1011 Public Services | | | | | | | |
| 611000 Regular Salaries | 113,938 | 0 | 113,938 | 69,618.98 | .00 | 44,319.02 | 61.1% |
| 620000 Advertising | 500 | 0 | 500 | 480.88 | .00 | 19.12 | 96.2% |
| 628000 PS - Gen/Professional | 12,220 | 0 | 12,220 | 45.98 | 1,334.00 | 10,840.02 | 11.3% |
| 629000 Professional Development | 2,500 | 0 | 2,500 | 550.00 | .00 | 1,950.00 | 22.0% |
| 629001 Travel - Mileage Reimbursement | 2,750 | 0 | 2,750 | 919.90 | .00 | 1,830.10 | 33.5% |
| 629002 Travel - Seminar Costs | 0 | 0 | 0 | 717.20 | .00 | -717.20 | .0% |
| 632000 Dues & Subscriptions | 2,253 | 0 | 2,253 | 666.20 | .00 | 1,586.80 | 29.6% |
| 633000 Office Supplies | 500 | 0 | 500 | 162.96 | .00 | 337.04 | 32.6% |
| 640000 Telephones/Cell Stipends | 800 | 0 | 800 | 356.57 | .00 | 443.43 | 44.6% |
| TOTAL Public Services | 135,461 | 0 | 135,461 | 73,518.67 | 1,334.00 | 60,608.33 | 55.3% |
| 1012 Planning & Permittin | | | | | | | |
| 611000 Regular Salaries | 0 | 0 | 0 | 568.88 | .00 | -568.88 | .0% |
| 613000 OT - Regular | 0 | 0 | 0 | 825.00 | .00 | -825.00 | .0% |
| TOTAL Planning & Permittin | 0 | 0 | 0 | 1,393.88 | .00 | -1,393.88 | .0% |
| 1013 Business & Community Developme | | | | | | | |

CITY OF AUBURN
EXPENDITURES- FEBRUARY 2025

FROM 2025 01 TO 2025 08

| | ORIGINAL APPROP | TRANFRS/ ADJSTMTS | REVISED BUDGET | ACTUALS | ENCUMBRANCES | AVAILABLE BUDGET | PCT USED |
|---------------------------------------|--------------------|----------------------|-------------------|------------|--------------|---------------------|-------------|
| 611000 Regular Salaries | 757,068 | 0 | 757,068 | 305,166.59 | .00 | 451,901.41 | 40.3% |
| 614003 Longevity Bonus | 0 | 0 | 0 | .00 | .00 | .00 | .0% |
| 620000 Advertising | 1,000 | 0 | 1,000 | .00 | .00 | 1,000.00 | .0% |
| 628000 PS - Gen/Professional | 20,000 | 0 | 20,000 | 6,149.95 | .00 | 13,850.05 | 30.7% |
| 629000 Professional Development | 15,000 | 0 | 15,000 | 2,355.00 | .00 | 12,645.00 | 15.7% |
| 629001 Travel - Mileage Reimbursement | 2,000 | 0 | 2,000 | 2,771.54 | .00 | -771.54 | 138.6% |
| 632000 Dues & Subscriptions | 4,500 | 0 | 4,500 | 4,128.27 | .00 | 371.73 | 91.7% |
| 633000 Office Supplies | 2,500 | 0 | 2,500 | 1,079.99 | 1,757.00 | -336.99 | 113.5% |
| 640000 Telephones/Cell Stipends | 2,500 | 0 | 2,500 | 2,230.29 | .00 | 269.71 | 89.2% |
| TOTAL Business & Community Developme | 804,568 | 0 | 804,568 | 323,881.63 | 1,757.00 | 478,929.37 | 40.5% |
| 1014 Engineering | | | | | | | |
| 611000 Regular Salaries | 306,286 | 0 | 306,286 | 199,103.74 | .00 | 107,182.26 | 65.0% |
| 615000 Uniform Allowance | 750 | 0 | 750 | 164.19 | .00 | 585.81 | 21.9% |
| 620000 Advertising | 150 | 0 | 150 | .00 | .00 | 150.00 | .0% |
| 628000 PS - Gen/Professional | 5,000 | 0 | 5,000 | .00 | 190.77 | 4,809.23 | 3.8% |
| 628005 Water Quality Monitoring | 15,000 | 0 | 15,000 | .00 | .00 | 15,000.00 | .0% |
| 628008 Recording Fee | 250 | 0 | 250 | .00 | .00 | 250.00 | .0% |
| 628021 Equipment Repairs | 500 | 0 | 500 | .00 | .00 | 500.00 | .0% |
| 629000 Professional Development | 5,500 | 0 | 5,500 | 1,190.87 | .00 | 4,309.13 | 21.7% |
| 629001 Travel - Mileage Reimbursement | 150 | 0 | 150 | .00 | .00 | 150.00 | .0% |
| 631000 Reports, Printing, & Binding | 250 | 0 | 250 | .00 | .00 | 250.00 | .0% |
| 632000 Dues & Subscriptions | 2,000 | 0 | 2,000 | 296.00 | .00 | 1,704.00 | 14.8% |
| 633000 Office Supplies | 400 | 0 | 400 | 466.16 | .00 | -66.16 | 116.5% |
| 633001 Operating Supplies | 200 | 0 | 200 | 137.22 | .00 | 62.78 | 68.6% |
| 633021 Safety Equipment | 300 | 0 | 300 | 60.04 | .00 | 239.96 | 20.0% |
| 633023 Small Tools | 400 | 0 | 400 | 85.64 | .00 | 314.36 | 21.4% |
| 640000 Telephones/Cell Stipends | 1,910 | 0 | 1,910 | 830.78 | .00 | 1,079.22 | 43.5% |
| 650030 Operating Capital | 9,600 | 0 | 9,600 | .00 | .00 | 9,600.00 | .0% |
| 655405 St Imp-Crack Seal | 15,000 | 0 | 15,000 | .00 | .00 | 15,000.00 | .0% |
| TOTAL Engineering | 363,646 | 0 | 363,646 | 202,334.64 | 190.77 | 161,120.59 | 55.7% |
| 1015 Facilities | | | | | | | |
| 611000 Regular Salaries | 325,012 | 0 | 325,012 | 51,870.01 | .00 | 273,141.99 | 16.0% |

CITY OF AUBURN
EXPENDITURES- FEBRUARY 2025

FROM 2025 01 TO 2025 08

| | ORIGINAL APPROP | TRANFRS/ ADJSTMTS | REVISED BUDGET | ACTUALS | ENCUMBRANCES | AVAILABLE BUDGET | PCT USED |
|--|--------------------|----------------------|-------------------|--------------|--------------|---------------------|-------------|
| 614003 Longevity Bonus | 1,000 | 0 | 1,000 | .00 | .00 | 1,000.00 | .0% |
| 615000 Uniform Allowance | 500 | 0 | 500 | .00 | .00 | 500.00 | .0% |
| 620000 Advertising | 100 | 0 | 100 | .00 | .00 | 100.00 | .0% |
| 628000 PS - Gen/Professional | 102,608 | 0 | 102,608 | 65,782.14 | 8,848.15 | 27,977.71 | 72.7% |
| 628019 Building Repairs | 0 | 0 | 0 | 121.74 | .00 | -121.74 | .0% |
| 628021 Equipment Repairs | 4,500 | 0 | 4,500 | .00 | .00 | 4,500.00 | .0% |
| 628090 Municipal Property Maintenance | 15,000 | 0 | 15,000 | 7,528.83 | 3,193.00 | 4,278.17 | 71.5% |
| 629000 Professional Development | 4,650 | 0 | 4,650 | .00 | .00 | 4,650.00 | .0% |
| 633000 Office Supplies | 5,800 | 0 | 5,800 | 3,499.48 | .00 | 2,300.52 | 60.3% |
| 633001 Operating Supplies | 12,000 | 0 | 12,000 | 7,016.32 | .00 | 4,983.68 | 58.5% |
| 633021 Safety Equipment | 100 | 0 | 100 | .00 | .00 | 100.00 | .0% |
| 633023 Small Tools | 100 | 0 | 100 | 238.19 | .00 | -138.19 | 238.2% |
| 633030 MV Sup - Fuel | 358,621 | 0 | 358,621 | 235,714.30 | .00 | 122,906.70 | 65.7% |
| 633033 Misc Expense | 1,500 | 0 | 1,500 | .00 | .00 | 1,500.00 | .0% |
| 640000 Telephones/Cell Stipends | 1,800 | 0 | 1,800 | 460.00 | .00 | 1,340.00 | 25.6% |
| 641000 Water/Sewer | 34,610 | 0 | 34,610 | 21,000.59 | .00 | 13,609.41 | 60.7% |
| 641001 Natural Gas | 177,500 | 0 | 177,500 | 87,753.07 | .00 | 89,746.93 | 49.4% |
| 641002 Electricity | 312,750 | 0 | 312,750 | 224,476.62 | .00 | 88,273.38 | 71.8% |
| 641004 Heating Fuel | 0 | 0 | 0 | 489.12 | .00 | -489.12 | .0% |
| 642000 Postage | 0 | 0 | 0 | -3.56 | .00 | 3.56 | .0% |
| 650030 Operating Capital | 516,000 | 0 | 516,000 | 207,684.00 | 57,489.00 | 250,827.00 | 51.4% |
| TOTAL Facilities | 1,874,151 | 0 | 1,874,151 | 913,630.85 | 69,530.15 | 890,990.00 | 52.5% |
| 1016 worker's Compensation | | | | | | | |
| 900001 Transfer Out | 719,025 | 0 | 719,025 | .00 | .00 | 719,025.00 | .0% |
| TOTAL Worker's Compensation | 719,025 | 0 | 719,025 | .00 | .00 | 719,025.00 | .0% |
| 1017 Fringe Benefits & Salary Incre | | | | | | | |
| 617000 Health Insurance | 3,921,869 | 0 | 3,921,869 | 2,395,443.18 | .00 | 1,526,425.82 | 61.1% |
| 617001 FICA/Medicare | 939,327 | 0 | 939,327 | 654,602.91 | .00 | 284,724.09 | 69.7% |
| 617004 MSRS Retirement | 2,086,753 | 0 | 2,086,753 | 1,302,988.16 | .00 | 783,764.84 | 62.4% |
| 617005 ICMA Retirement | 290,966 | 0 | 290,966 | 238,685.64 | .00 | 52,280.36 | 82.0% |
| 617008 Cafeteria Plan | 218,800 | 0 | 218,800 | 75,042.06 | .00 | 143,757.94 | 34.3% |
| 617010 Health Reimbursement Account | 450,000 | 0 | 450,000 | 107,672.64 | .00 | 342,327.36 | 23.9% |

CITY OF AUBURN
EXPENDITURES- FEBRUARY 2025

FROM 2025 01 TO 2025 08

| | ORIGINAL APPROP | TRANFRS/ ADJSTMTS | REVISED BUDGET | ACTUALS | ENCUMBRANCES | AVAILABLE BUDGET | PCT USED |
|--------------------------------------|--------------------|----------------------|-------------------|--------------|--------------|---------------------|-------------|
| 617015 Unemployment | 40,000 | 0 | 40,000 | 5,545.39 | .00 | 34,454.61 | 13.9% |
| 618000 Salary Reserves | 265,000 | 100,000 | 365,000 | 48,240.17 | 100,000.00 | 216,759.83 | 40.6% |
| TOTAL Fringe Benefits & Salary Incre | 8,212,715 | 100,000 | 8,312,715 | 4,828,220.15 | 100,000.00 | 3,384,494.85 | 59.3% |
| 1018 Emergency Reserve | | | | | | | |
| 670000 Emergency Reserve | 550,000 | 0 | 550,000 | .00 | .00 | 550,000.00 | .0% |
| TOTAL Emergency Reserve | 550,000 | 0 | 550,000 | .00 | .00 | 550,000.00 | .0% |
| 1019 Debt Service | | | | | | | |
| 660000 Debt Service - Principal | 7,771,975 | 0 | 7,771,975 | 7,359,294.62 | .00 | 412,680.38 | 94.7% |
| 661000 Debt Service - Interest | 2,000,837 | 0 | 2,000,837 | 1,071,527.32 | .00 | 929,309.68 | 53.6% |
| TOTAL Debt Service | 9,772,812 | 0 | 9,772,812 | 8,430,821.94 | .00 | 1,341,990.06 | 86.3% |
| 1021 Fire & EMS Transport | | | | | | | |
| 611000 Regular Salaries | 4,939,295 | 0 | 4,939,295 | 3,156,051.46 | .00 | 1,783,243.54 | 63.9% |
| 611002 Acting Rank | 16,000 | 0 | 16,000 | 10,913.55 | .00 | 5,086.45 | 68.2% |
| 613000 OT - Regular | 80,000 | 0 | 80,000 | .00 | .00 | 80,000.00 | .0% |
| 613001 OT - Vacation Replacement | 12,000 | 0 | 12,000 | 1,287.78 | .00 | 10,712.22 | 10.7% |
| 613002 OT - Sick Replace LT | 42,000 | 0 | 42,000 | 30,193.23 | .00 | 11,806.77 | 71.9% |
| 613003 OT - Sick Replace ST | 160,000 | 0 | 160,000 | 127,887.90 | .00 | 32,112.10 | 79.9% |
| 613004 OT - Mandatory Training | 25,000 | 0 | 25,000 | 34,297.34 | .00 | -9,297.34 | 137.2% |
| 613005 OT - Outside Jobs | 0 | 0 | 0 | 2,039.97 | .00 | -2,039.97 | .0% |
| 613008 OT - Extra Assignments | 84,992 | 0 | 84,992 | 43,907.24 | .00 | 41,084.76 | 51.7% |
| 613010 OT - Vacancies/Retirement | 18,000 | 0 | 18,000 | 111,633.30 | .00 | -93,633.30 | 620.2% |
| 613011 OT - Work Related Injuries | 23,000 | 0 | 23,000 | 49,116.84 | .00 | -26,116.84 | 213.6% |
| 613012 OT - Meetings | 7,000 | 0 | 7,000 | 489.43 | .00 | 6,510.57 | 7.0% |
| 613013 OT - Funeral Leave | 5,000 | 0 | 5,000 | 1,153.89 | .00 | 3,846.11 | 23.1% |
| 613014 OT - Multiple Alarms | 5,000 | 0 | 5,000 | 6,879.68 | .00 | -1,879.68 | 137.6% |
| 614002 Holiday Pay | 245,000 | 0 | 245,000 | 166,400.13 | .00 | 78,599.87 | 67.9% |
| 614006 EMS Ambulance Pay | 133,000 | 0 | 133,000 | 79,771.00 | .00 | 53,229.00 | 60.0% |

CITY OF AUBURN
EXPENDITURES- FEBRUARY 2025

FROM 2025 01 TO 2025 08

| | ORIGINAL APPROP | TRANFRS/ ADJSTMTS | REVISED BUDGET | ACTUALS | ENCUMBRANCES | AVAILABLE BUDGET | PCT USED |
|-------------------------------------|--------------------|----------------------|-------------------|--------------|--------------|---------------------|-------------|
| 615000 Uniform Allowance | 39,680 | 0 | 39,680 | 15,430.20 | .00 | 24,249.80 | 38.9% |
| 615100 Protective Clothing | 48,000 | 19,185 | 67,185 | 25,056.44 | 31,001.58 | 11,126.58 | 83.4% |
| 616000 Physicals | 4,000 | 0 | 4,000 | 630.00 | .00 | 3,370.00 | 15.8% |
| 616001 Safety Compliance | 10,000 | 0 | 10,000 | 13,935.80 | .00 | -3,935.80 | 139.4% |
| 620000 Advertising | 500 | 0 | 500 | .00 | .00 | 500.00 | .0% |
| 628000 PS - Gen/Professional | 75,000 | 0 | 75,000 | 37,180.64 | 7,500.00 | 30,319.36 | 59.6% |
| 628013 Uniform Clean/Laundry | 200 | 0 | 200 | .00 | .00 | 200.00 | .0% |
| 628019 Building Repairs | 4,500 | 4,603 | 9,103 | 10,673.46 | 1,201.44 | -2,772.16 | 130.5% |
| 628020 Vehicle Repairs | 85,000 | 5,941 | 90,941 | 48,145.87 | 12,698.47 | 30,096.68 | 66.9% |
| 628021 Equipment Repairs | 15,000 | 240 | 15,240 | 6,653.12 | 1,925.00 | 6,661.88 | 56.3% |
| 628023 Radio Equipment Repairs | 2,500 | 0 | 2,500 | 1,589.04 | .00 | 910.96 | 63.6% |
| 628026 Maintenance Contractx | 21,350 | 0 | 21,350 | 4,662.25 | 7,755.40 | 8,932.35 | 58.2% |
| 628047 PS-Public Relations | 500 | 0 | 500 | .00 | .00 | 500.00 | .0% |
| 628049 EMS Vehicle Repairs | 10,000 | 0 | 10,000 | 6,331.69 | 2,089.56 | 1,578.75 | 84.2% |
| 629000 Professional Development | 95,000 | 0 | 95,000 | 29,642.46 | 1,050.00 | 64,307.54 | 32.3% |
| 631000 Reports, Printing, & Binding | 500 | 0 | 500 | .00 | .00 | 500.00 | .0% |
| 632000 Dues & Subscriptions | 26,950 | 0 | 26,950 | 32,678.30 | 7,924.35 | -13,652.65 | 150.7% |
| 633000 Office Supplies | 4,000 | 0 | 4,000 | 3,942.99 | .00 | 57.01 | 98.6% |
| 633006 Fire Prevention Supplies | 5,500 | 0 | 5,500 | 4,699.88 | .00 | 800.12 | 85.5% |
| 633007 Maintenance Supplies | 7,000 | 0 | 7,000 | 4,865.26 | .00 | 2,134.74 | 69.5% |
| 633009 FIRE Training Supplies | 4,500 | 0 | 4,500 | 732.07 | 5,679.84 | -1,911.91 | 142.5% |
| 633011 Medical Supplies | 85,000 | 5,059 | 90,059 | 39,727.00 | 7,177.84 | 43,153.77 | 52.1% |
| 633023 Small Tools | 15,000 | 0 | 15,000 | 5,295.20 | .00 | 9,704.80 | 35.3% |
| 633027 Other Sup - Other | 6,500 | 149 | 6,649 | 1,533.89 | .00 | 5,115.00 | 23.1% |
| 633029 MV Sup - Tires/Tube/Chain | 9,000 | 0 | 9,000 | 8,224.70 | 4,707.50 | -3,932.20 | 143.7% |
| 633030 MV Sup - Fuel | 0 | 0 | 0 | .00 | .00 | .00 | .0% |
| 633050 EMS Program Exp | 1,500 | 2,400 | 3,900 | .00 | 2,400.00 | 1,500.00 | 61.5% |
| 640000 Telephones/Cell Stipends | 6,000 | 0 | 6,000 | 3,465.24 | .00 | 2,534.76 | 57.8% |
| 641000 Water/Sewer | 0 | 0 | 0 | .00 | .00 | .00 | .0% |
| 641001 Natural Gas | 0 | 0 | 0 | .00 | .00 | .00 | .0% |
| 641002 Electricity | 0 | 0 | 0 | .00 | .00 | .00 | .0% |
| 641003 Bottled Gas | 1,500 | 0 | 1,500 | 829.57 | .00 | 670.43 | 55.3% |
| 641005 Diesel | 0 | 0 | 0 | -427.67 | .00 | 427.67 | .0% |
| 642000 Postage | 500 | 0 | 500 | 34.03 | .00 | 465.97 | 6.8% |
| 650010 Capital Reserve | 250,000 | 0 | 250,000 | .00 | .00 | 250,000.00 | .0% |
| 653030 EMS Communication Equipment | 4,000 | 6,510 | 10,510 | 1,306.13 | 11,931.96 | -2,728.30 | 126.0% |
| 654000 Computer Software | 1,000 | 0 | 1,000 | 21.75 | .00 | 978.25 | 2.2% |
| 656407 AMBULANCE PURCHASE | 0 | 0 | 0 | 50,000.00 | 4,884.00 | -54,884.00 | .0% |
| TOTAL Fire & EMS Transport | 6,634,967 | 44,086 | 6,679,053 | 4,178,882.05 | 109,926.94 | 2,390,243.66 | 64.2% |

1022 Police

CITY OF AUBURN
EXPENDITURES- FEBRUARY 2025

FROM 2025 01 TO 2025 08

| | ORIGINAL APPROP | TRANFRS/ ADJSTMTS | REVISED BUDGET | ACTUALS | ENCUMBRANCES | AVAILABLE BUDGET | PCT USED |
|-------------------------------------|--------------------|----------------------|-------------------|---------------------|------------------|---------------------|--------------|
| 611000 Regular Salaries | 4,757,211 | 0 | 4,757,211 | 3,005,424.09 | .00 | 1,751,786.91 | 63.2% |
| 612001 Temp Assistance | 400 | 0 | 400 | .00 | .00 | 400.00 | .0% |
| 613000 OT - Regular | 78,882 | 0 | 78,882 | 54,107.51 | .00 | 24,774.49 | 68.6% |
| 613001 OT - Vacation Replacement | 56,938 | 0 | 56,938 | 63,275.34 | .00 | -6,337.34 | 111.1% |
| 613002 OT - Sick Replace LT | 55,011 | 0 | 55,011 | 9,399.10 | .00 | 45,611.90 | 17.1% |
| 613003 OT - Sick Replace ST | 0 | 0 | 0 | 24,191.37 | .00 | -24,191.37 | .0% |
| 613004 OT - Mandatory Training | 3,000 | 0 | 3,000 | 987.19 | .00 | 2,012.81 | 32.9% |
| 613005 OT - Outside Jobs | 0 | 0 | 0 | -14,828.55 | .00 | 14,828.55 | .0% |
| 613006 OT - Court | 18,000 | 0 | 18,000 | 9,938.84 | .00 | 8,061.16 | 55.2% |
| 613008 OT - Extra Assignments | 0 | 0 | 0 | .00 | .00 | .00 | .0% |
| 613035 OT-Special Events | 20,000 | 0 | 20,000 | 2,257.50 | .00 | 17,742.50 | 11.3% |
| 614000 Extra Pay - On Call | 20,980 | 0 | 20,980 | 14,881.37 | .00 | 6,098.63 | 70.9% |
| 614002 Holiday Pay | 209,000 | 0 | 209,000 | 154,621.63 | .00 | 54,378.37 | 74.0% |
| 614003 Longevity Bonus | 500 | 0 | 500 | .00 | .00 | 500.00 | .0% |
| 614004 Educational Incentive | 2,500 | 0 | 2,500 | 5,508.00 | .00 | -3,008.00 | 220.3% |
| 614005 Sick Leave Incentive | 8,000 | 0 | 8,000 | .00 | .00 | 8,000.00 | .0% |
| 615000 Uniform Allowance | 38,500 | 0 | 38,500 | 30,101.25 | .00 | 8,398.75 | 78.2% |
| 616000 Physicals | 3,000 | 0 | 3,000 | 1,977.00 | .00 | 1,023.00 | 65.9% |
| 616001 Safety Compliance | 4,000 | 0 | 4,000 | .00 | .00 | 4,000.00 | .0% |
| 628000 PS - Gen/Professional | 9,000 | 0 | 9,000 | 7,681.70 | 3,525.00 | -2,206.70 | 124.5% |
| 628004 Testing | 2,700 | 0 | 2,700 | .00 | .00 | 2,700.00 | .0% |
| 628006 Animal Control | 42,230 | 5,634 | 47,864 | 29,167.57 | 21,612.71 | -2,915.86 | 106.1% |
| 628013 Uniform Clean/Laundry | 26,000 | 0 | 26,000 | 16,600.50 | 9,356.50 | 43.00 | 99.8% |
| 628019 Building Repairs | 500 | 0 | 500 | .00 | .00 | 500.00 | .0% |
| 628020 Vehicle Repairs | 0 | 0 | 0 | .00 | .00 | .00 | .0% |
| 628021 Equipment Repairs | 4,200 | 0 | 4,200 | 2,080.50 | .00 | 2,119.50 | 49.5% |
| 628026 Maintenance Contractx | 5,000 | 0 | 5,000 | 4,541.90 | .00 | 458.10 | 90.8% |
| 629000 Professional Development | 54,500 | 0 | 54,500 | 57,648.88 | 11,900.00 | -15,048.88 | 127.6% |
| 631000 Reports, Printing, & Binding | 1,500 | 0 | 1,500 | 2,862.71 | .00 | -1,362.71 | 190.8% |
| 632000 Dues & Subscriptions | 14,300 | 0 | 14,300 | 13,520.00 | .00 | 780.00 | 94.5% |
| 633000 Office Supplies | 3,000 | 0 | 3,000 | 360.43 | .00 | 2,639.57 | 12.0% |
| 633001 Operating Supplies | 28,000 | 2,659 | 30,659 | 12,230.18 | 657.00 | 17,771.33 | 42.0% |
| 633029 MV Sup - Tires/Tube/Chain | 18,000 | 0 | 18,000 | 7,466.28 | .00 | 10,533.72 | 41.5% |
| 633030 MV Sup - Fuel | 0 | 0 | 0 | 469.06 | .00 | -469.06 | .0% |
| 640000 Telephones/Cell Stipends | 31,800 | 0 | 31,800 | 20,103.97 | .00 | 11,696.03 | 63.2% |
| 642000 Postage | 1,000 | 0 | 1,000 | 28.05 | .00 | 971.95 | 2.8% |
| TOTAL Police | 5,517,652 | 8,293 | 5,525,945 | 3,536,603.37 | 47,051.21 | 1,942,290.35 | 64.9% |

10221061 Fire - Sal Fringe

CITY OF AUBURN
EXPENDITURES- FEBRUARY 2025

FROM 2025 01 TO 2025 08

| | ORIGINAL APPROP | TRANFRS/ ADJSTMTS | REVISED BUDGET | ACTUALS | ENCUMBRANCES | AVAILABLE BUDGET | PCT USED |
|---|--------------------|----------------------|-------------------|------------|--------------|---------------------|-------------|
| 611000 Regular Salaries | 0 | 0 | 0 | .00 | .00 | .00 | .0% |
| TOTAL Fire - Sal Fringe | 0 | 0 | 0 | .00 | .00 | .00 | .0% |
| 1025 Information Technology | | | | | | | |
| 611000 Regular Salaries | 309,215 | 0 | 309,215 | 198,278.38 | .00 | 110,936.62 | 64.1% |
| 628000 PS - Gen/Professional | 77,000 | 22,431 | 99,431 | 55,177.71 | 32,947.15 | 11,306.49 | 88.6% |
| 628021 Equipment Repairs | 4,000 | 1,411 | 5,411 | 916.00 | 1,411.27 | 3,084.00 | 43.0% |
| 629000 Professional Development | 12,000 | 0 | 12,000 | 111.51 | .00 | 11,888.49 | .9% |
| 632000 Dues & Subscriptions | 2,000 | 0 | 2,000 | 44.49 | .00 | 1,955.51 | 2.2% |
| 633001 Operating Supplies | 4,000 | 316 | 4,316 | 1,054.61 | 315.63 | 2,945.39 | 31.8% |
| 633005 Computer Hardware | 45,000 | 25,548 | 70,548 | 23,005.35 | 25,548.19 | 21,994.65 | 68.8% |
| 640000 Telephones/Cell Stipends | 4,000 | 0 | 4,000 | 2,811.45 | .00 | 1,188.55 | 70.3% |
| 640002 Network | 60,000 | 2,932 | 62,932 | 30,634.03 | 3,053.16 | 29,244.69 | 53.5% |
| 640012 Network Billable & Reimbursemen | 0 | 0 | 0 | 5,359.78 | .00 | -5,359.78 | .0% |
| 644004 Rental - Photocopiers | 34,000 | 1,871 | 35,871 | 8,872.97 | 17,924.29 | 9,073.74 | 74.7% |
| 654000 Computer Software | 15,000 | 25,469 | 40,469 | 34,213.80 | 50,489.81 | -44,234.58 | 209.3% |
| 654001 Software Licensing | 473,000 | 18,939 | 491,939 | 447,910.38 | 23,938.92 | 20,089.62 | 95.9% |
| TOTAL Information Technology | 1,039,215 | 98,917 | 1,138,132 | 808,390.46 | 155,628.42 | 174,113.39 | 84.7% |
| 1030 Recreation and Sports Tourism | | | | | | | |
| 611000 Regular Salaries | 447,906 | 0 | 447,906 | 292,176.91 | .00 | 155,729.09 | 65.2% |
| 612007 Sal. - Recreation Part-Time | 35,000 | 0 | 35,000 | 35,434.63 | .00 | -434.63 | 101.2% |
| 613000 OT - Regular | 2,000 | 0 | 2,000 | 391.50 | .00 | 1,608.50 | 19.6% |
| 614003 Longevity Bonus | 300 | 0 | 300 | 300.00 | .00 | .00 | 100.0% |
| 614015 Earned Paid Leave | 500 | 0 | 500 | 152.00 | .00 | 348.00 | 30.4% |
| 615000 Uniform Allowance | 0 | 0 | 0 | .00 | .00 | .00 | .0% |
| 628000 PS - Gen/Professional | 25,000 | 0 | 25,000 | 32,953.67 | .00 | -7,953.67 | 131.8% |
| 628019 Building Repairs | 0 | 0 | 0 | .00 | .00 | .00 | .0% |
| 628020 Vehicle Repairs | 0 | 0 | 0 | .00 | .00 | .00 | .0% |
| 628021 Equipment Repairs | 5,000 | 0 | 5,000 | 730.49 | .00 | 4,269.51 | 14.6% |
| 628026 Maintenance Contractx | 7,000 | 0 | 7,000 | .00 | .00 | 7,000.00 | .0% |
| 628950 Community Programs | 22,000 | 0 | 22,000 | 9,608.49 | 1,780.00 | 10,611.51 | 51.8% |
| 629000 Professional Development | 2,500 | 0 | 2,500 | 269.04 | .00 | 2,230.96 | 10.8% |
| 629001 Travel - Mileage Reimbursement | 250 | 0 | 250 | .00 | .00 | 250.00 | .0% |

CITY OF AUBURN
EXPENDITURES- FEBRUARY 2025

FROM 2025 01 TO 2025 08

| | ORIGINAL APPROP | TRANFRS/ ADJSTMTS | REVISED BUDGET | ACTUALS | ENCUMBRANCES | AVAILABLE BUDGET | PCT USED |
|--|--------------------|----------------------|-------------------|-------------------|-----------------|---------------------|--------------|
| 632000 Dues & Subscriptions | 3,560 | 0 | 3,560 | 2,029.54 | .00 | 1,530.46 | 57.0% |
| 633000 Office Supplies | 4,000 | 0 | 4,000 | 1,021.51 | .00 | 2,978.49 | 25.5% |
| 633001 Operating Supplies | 11,000 | 0 | 11,000 | 60.45 | .00 | 10,939.55 | .5% |
| 633003 Janitorial Supplies | 7,000 | 0 | 7,000 | 2,043.99 | .00 | 4,956.01 | 29.2% |
| 633007 Maintenance Supplies | 14,000 | 0 | 14,000 | 3,650.00 | .00 | 10,350.00 | 26.1% |
| 633011 Medical Supplies | 500 | 0 | 500 | 189.00 | .00 | 311.00 | 37.8% |
| 633029 MV Sup - Tires/Tube/Chain | 0 | 0 | 0 | .00 | .00 | .00 | .0% |
| 633030 MV Sup - Fuel | 0 | 0 | 0 | .00 | .00 | .00 | .0% |
| 640000 Telephones/Cell stipends | 3,000 | 0 | 3,000 | 1,416.16 | .00 | 1,583.84 | 47.2% |
| 641000 Water/Sewer | 0 | 0 | 0 | .00 | .00 | .00 | .0% |
| 641001 Natural Gas | 0 | 0 | 0 | .00 | .00 | .00 | .0% |
| 641002 Electricity | 0 | 0 | 0 | -25.00 | .00 | 25.00 | .0% |
| 642000 Postage | 350 | 0 | 350 | .00 | .00 | 350.00 | .0% |
| TOTAL Recreation and Sports Tourism | 590,866 | 0 | 590,866 | 382,402.38 | 1,780.00 | 206,683.62 | 65.0% |
| 1032 Health and Social Serv Assist | | | | | | | |
| 628028 Electrical | 30,000 | 0 | 30,000 | 20,291.37 | .00 | 9,708.63 | 67.6% |
| 628029 Medical | 3,200 | 0 | 3,200 | 2,441.07 | .00 | 758.93 | 76.3% |
| 628030 Burial | 25,000 | 0 | 25,000 | 4,450.00 | .00 | 20,550.00 | 17.8% |
| 628031 Fuel | 1,000 | 0 | 1,000 | 1,565.76 | .00 | -565.76 | 156.6% |
| 628032 Provisions | 50,000 | 0 | 50,000 | 9,146.58 | .00 | 40,853.42 | 18.3% |
| 628033 Rent | 750,000 | 0 | 750,000 | 485,902.83 | .00 | 264,097.17 | 64.8% |
| 628034 Other | 42,000 | 0 | 42,000 | 20,143.59 | .00 | 21,856.41 | 48.0% |
| TOTAL Health and Social Serv Assist | 901,200 | 0 | 901,200 | 543,941.20 | .00 | 357,258.80 | 60.4% |
| 1042 Public Works | | | | | | | |
| 611000 Regular salaries | 3,524,738 | 0 | 3,524,738 | 2,125,424.30 | .00 | 1,399,313.70 | 60.3% |
| 613000 OT - Regular | 65,000 | 0 | 65,000 | 56,927.87 | .00 | 8,072.13 | 87.6% |
| 613015 OT - Winter Road Maintenance | 215,000 | 0 | 215,000 | 257,925.16 | .00 | -42,925.16 | 120.0% |
| 613016 OT - Fleet Services | 1,000 | 0 | 1,000 | .00 | .00 | 1,000.00 | .0% |
| 613019 OT - Sand Removal | 1,500 | 0 | 1,500 | 33.44 | .00 | 1,466.56 | 2.2% |
| 614003 Longevity Bonus | 400 | 0 | 400 | .00 | .00 | 400.00 | .0% |
| 614004 Educational Incentive | 0 | 0 | 0 | .00 | .00 | .00 | .0% |
| 614005 Sick Leave Incentive | 10,300 | 0 | 10,300 | 6,144.40 | .00 | 4,155.60 | 59.7% |

CITY OF AUBURN
EXPENDITURES- FEBRUARY 2025

FROM 2025 01 TO 2025 08

| | ORIGINAL APPROP | TRANFRS/ ADJSTMTS | REVISED BUDGET | ACTUALS | ENCUMBRANCES | AVAILABLE BUDGET | PCT USED |
|---------------------------------------|--------------------|----------------------|-------------------|------------|--------------|---------------------|-------------|
| 615000 Uniform Allowance | 52,000 | 0 | 52,000 | 26,114.73 | .00 | 25,885.27 | 50.2% |
| 616001 Safety Compliance | 10,200 | 0 | 10,200 | 2,191.00 | .00 | 8,009.00 | 21.5% |
| 628000 PS - Gen/Professional | 270,000 | 105,552 | 375,552 | 270,574.22 | 66,690.40 | 38,287.03 | 89.8% |
| 628005 Water Quality Monitoring | 0 | 129 | 129 | .00 | 129.45 | .00 | 100.0% |
| 628007 Contracted Snow Removal | 9,000 | 2,200 | 11,200 | .00 | .00 | 11,200.00 | .0% |
| 628010 Tree Removal | 30,000 | 10,454 | 40,454 | 3,800.00 | 11,753.75 | 24,900.00 | 38.4% |
| 628012 Centerline Striping | 271,400 | 0 | 271,400 | 123,051.80 | 45,224.10 | 103,124.10 | 62.0% |
| 628014 Solid Waste Disposal | 0 | 0 | 0 | .00 | .00 | .00 | .0% |
| 628015 Solid Waste Collection | 0 | 0 | 0 | .00 | 7,742.35 | -7,742.35 | .0% |
| 628019 Building Repairs | 115,000 | 2,425 | 117,425 | 15,912.42 | 3,692.00 | 97,820.58 | 16.7% |
| 628020 Vehicle Repairs | 245,000 | 0 | 245,000 | 35,912.43 | 1,096.83 | 207,990.74 | 15.1% |
| 628021 Equipment Repairs | 30,000 | 0 | 30,000 | 14,068.76 | 7,907.16 | 8,024.08 | 73.3% |
| 628023 Radio Equipment Repairs | 0 | 0 | 0 | 1,702.76 | .00 | -1,702.76 | .0% |
| 628024 Street Light Repairs | 20,000 | 0 | 20,000 | 8,339.09 | .00 | 11,660.91 | 41.7% |
| 628025 Traffic Signal Maintenance | 20,000 | 0 | 20,000 | 11,061.76 | .00 | 8,938.24 | 55.3% |
| 629000 Professional Development | 22,000 | 2,210 | 24,210 | 7,037.68 | 1,320.00 | 15,852.32 | 34.5% |
| 629001 Travel - Mileage Reimbursement | 3,950 | 0 | 3,950 | .00 | .00 | 3,950.00 | .0% |
| 629002 Travel - Seminar Costs | 0 | 0 | 0 | .00 | .00 | .00 | .0% |
| 631000 Reports, Printing, & Binding | 2,000 | 0 | 2,000 | 910.45 | .00 | 1,089.55 | 45.5% |
| 632000 Dues & Subscriptions | 23,500 | 0 | 23,500 | 8,969.25 | .00 | 14,530.75 | 38.2% |
| 633000 Office Supplies | 2,500 | 0 | 2,500 | 764.11 | .00 | 1,735.89 | 30.6% |
| 633001 Operating Supplies | 2,000 | 0 | 2,000 | 42.48 | .00 | 1,957.52 | 2.1% |
| 633007 Maintenance Supplies | 52,500 | 465 | 52,965 | 44,987.83 | 2,867.75 | 5,109.42 | 90.4% |
| 633010 Welding Supplies | 15,000 | 0 | 15,000 | 16,970.17 | 203.42 | -2,173.59 | 114.5% |
| 633013 Traffic Paint | 5,000 | 0 | 5,000 | 180.30 | .00 | 4,819.70 | 3.6% |
| 633014 Sign Material | 40,000 | 12,048 | 52,048 | 6,211.88 | 11,586.92 | 34,249.47 | 34.2% |
| 633015 Pre-Mix Asphalt | 200,000 | 12,972 | 212,972 | 187,305.19 | 7,193.40 | 18,473.35 | 91.3% |
| 633016 Culvert/Basin Supplies | 75,000 | 2,806 | 77,806 | 48,940.90 | 171.23 | 28,693.95 | 63.1% |
| 633017 Bridge/Fence Supplies | 6,000 | 2,651 | 8,651 | 2,135.12 | .00 | 6,515.68 | 24.7% |
| 633018 Loam/Seed | 14,000 | 0 | 14,000 | 5,921.98 | .00 | 8,078.02 | 42.3% |
| 633019 Calcium Chloride | 8,000 | 0 | 8,000 | 8,913.67 | .00 | -913.67 | 111.4% |
| 633020 Road Salt | 350,000 | 50,800 | 400,800 | 302,909.46 | 100,903.82 | -3,013.54 | 100.8% |
| 633021 Safety Equipment | 25,000 | 0 | 25,000 | 30,488.60 | .00 | -5,488.60 | 122.0% |
| 633023 Small Tools | 27,000 | 0 | 27,000 | 27,211.78 | 1,273.95 | -1,485.73 | 105.5% |
| 633024 Gravel | 110,000 | 31,945 | 141,945 | 45,149.40 | 40,484.87 | 56,310.98 | 60.3% |
| 633025 Other Sup - MV Repair | 130,000 | 2,975 | 132,975 | 128,112.19 | 8,861.82 | -3,999.35 | 103.0% |
| 633026 Other Sup - Equipment Repl | 80,000 | 1,802 | 81,802 | 26,098.41 | 3,510.06 | 52,193.65 | 36.2% |
| 633029 MV Sup - Tires/Tube/Chain | 70,000 | 0 | 70,000 | 35,821.84 | 43,890.10 | -9,711.94 | 113.9% |
| 633030 MV Sup - Fuel | 0 | 51,341 | 51,341 | -3,467.09 | 3,416.57 | 51,391.08 | -.1% |
| 633031 MV Sup - Plow/Grader Blades | 35,000 | 0 | 35,000 | 22,168.49 | 4,088.88 | 8,742.63 | 75.0% |
| 633032 MV Sup - Other | 50,000 | 0 | 50,000 | 39,801.52 | 2,054.14 | 8,144.34 | 83.7% |
| 633035 Parks/Open Space Supplies | 75,000 | 15,272 | 90,272 | 14,067.11 | 15,272.00 | 60,932.89 | 32.5% |

CITY OF AUBURN
EXPENDITURES- FEBRUARY 2025

FROM 2025 01 TO 2025 08

| | ORIGINAL APPROP | TRANFRS/ ADJSTMTS | REVISED BUDGET | ACTUALS | ENCUMBRANCES | AVAILABLE BUDGET | PCT USED |
|---|--------------------|----------------------|-------------------|---------------------|-------------------|---------------------|---------------|
| 640000 Telephones/Cell Stipends | 14,748 | 0 | 14,748 | 14,011.69 | .00 | 736.31 | 95.0% |
| 641000 Water/Sewer | 0 | 0 | 0 | .00 | .00 | .00 | .0% |
| 641002 Electricity | 0 | 0 | 0 | .00 | .00 | .00 | .0% |
| 641004 Heating Fuel | 0 | 0 | 0 | .00 | .00 | .00 | .0% |
| 642000 Postage | 200 | 0 | 200 | 101.92 | .00 | 98.08 | 51.0% |
| 643000 Leachate Hauling | 20,000 | 0 | 20,000 | 5,123.13 | .00 | 14,876.87 | 25.6% |
| 650030 Operating Capital | 0 | 0 | 0 | 6,952.00 | 62,166.34 | -69,118.34 | .0% |
| 655200 Guard Rail Replacement | 20,000 | 25,073 | 45,073 | 4,271.00 | 36,510.00 | 4,292.00 | 90.5% |
| 655405 St Imp-Crack Seal | 0 | 442 | 442 | 401.17 | .00 | 41.06 | 90.7% |
| TOTAL Public Works | 6,368,936 | 333,562 | 6,702,498 | 3,997,697.77 | 490,011.31 | 2,214,788.42 | 67.0% |
| 1043 Solid waste Disposal | | | | | | | |
| 620000 Advertising | 1,000 | 0 | 1,000 | .00 | .00 | 1,000.00 | .0% |
| 628014 Solid waste Disposal | 516,500 | 0 | 516,500 | 334,120.64 | .00 | 182,379.36 | 64.7% |
| 628015 Solid waste Collection | 720,000 | 0 | 720,000 | 484,432.65 | .00 | 235,567.35 | 67.3% |
| 628053 Recycling Disposal | 91,000 | 0 | 91,000 | 26,851.51 | 2,816.00 | 61,332.49 | 32.6% |
| 628054 Recycling Collection | 288,000 | 0 | 288,000 | 230,973.00 | .00 | 57,027.00 | 80.2% |
| TOTAL Solid Waste Disposal | 1,616,500 | 0 | 1,616,500 | 1,076,377.80 | 2,816.00 | 537,306.20 | 66.8% |
| 1045 County Tax | | | | | | | |
| 628908 County Taxes | 3,117,240 | 0 | 3,117,240 | 3,117,240.00 | .00 | .00 | 100.0% |
| TOTAL County Tax | 3,117,240 | 0 | 3,117,240 | 3,117,240.00 | .00 | .00 | 100.0% |
| 1046 PW School Maint & Custodial | | | | | | | |
| 611000 Regular Salaries | 0 | 0 | 0 | 454,491.11 | .00 | -454,491.11 | .0% |
| 613000 OT - Regular | 0 | 0 | 0 | 72,730.06 | .00 | -72,730.06 | .0% |
| 628019 Building Repairs | 0 | 0 | 0 | 767,901.56 | 481,349.75 | -1,249,251.31 | .0% |
| 628020 Vehicle Repairs | 0 | 0 | 0 | 13.09 | .00 | -13.09 | .0% |
| 628021 Equipment Repairs | 0 | 0 | 0 | 11,888.78 | .00 | -11,888.78 | .0% |
| 633007 Maintenance Supplies | 0 | 0 | 0 | 79,201.83 | 32,451.58 | -111,653.41 | .0% |

CITY OF AUBURN
EXPENDITURES- FEBRUARY 2025

FROM 2025 01 TO 2025 08

| | ORIGINAL APPROP | TRANFRS/ ADJSTMTS | REVISED BUDGET | ACTUALS | ENCUMBRANCES | AVAILABLE BUDGET | PCT USED |
|-----------------------------------|--------------------|----------------------|-------------------|--------------|--------------|---------------------|-------------|
| 633029 MV Sup - Tires/Tube/Chain | 0 | 0 | 0 | 149.99 | .00 | -149.99 | .0% |
| 641000 Water/Sewer | 0 | 0 | 0 | 45,595.09 | .00 | -45,595.09 | .0% |
| 641002 Electricity | 0 | 0 | 0 | 533,883.53 | .00 | -533,883.53 | .0% |
| 641004 Heating Fuel | 0 | 0 | 0 | 136,124.72 | .00 | -136,124.72 | .0% |
| TOTAL PW School Maint & Custodial | 0 | 0 | 0 | 2,101,979.76 | 513,801.33 | -2,615,781.09 | .0% |
| 1049 Arts & Culture | | | | | | | |
| 628917 Arts & Culture | 25,000 | 0 | 25,000 | 28,750.00 | .00 | -3,750.00 | 115.0% |
| TOTAL Arts & Culture | 25,000 | 0 | 25,000 | 28,750.00 | .00 | -3,750.00 | 115.0% |
| 1050 Public Library | | | | | | | |
| 611000 Regular salaries | 0 | 0 | 0 | 759.53 | .00 | -759.53 | .0% |
| 617001 FICA/Medicare | 0 | 0 | 0 | 249.87 | .00 | -249.87 | .0% |
| 628900 Public Library | 1,199,897 | 0 | 1,199,897 | 799,931.36 | .00 | 399,965.64 | 66.7% |
| TOTAL Public Library | 1,199,897 | 0 | 1,199,897 | 800,940.76 | .00 | 398,956.24 | 66.8% |
| 1051 Transfer to TIF | | | | | | | |
| 900001 Transfer Out | 3,049,803 | 0 | 3,049,803 | 467,400.41 | .00 | 2,582,402.59 | 15.3% |
| TOTAL Transfer to TIF | 3,049,803 | 0 | 3,049,803 | 467,400.41 | .00 | 2,582,402.59 | 15.3% |
| 1052 Water & Sewer | | | | | | | |
| 643002 Public Fire Protection Fee | 840,280 | 0 | 840,280 | 585,902.46 | .00 | 254,377.54 | 69.7% |
| TOTAL Water & Sewer | 840,280 | 0 | 840,280 | 585,902.46 | .00 | 254,377.54 | 69.7% |
| 1053 Tax Sharing | | | | | | | |

CITY OF AUBURN
EXPENDITURES- FEBRUARY 2025

FROM 2025 01 TO 2025 08

| | ORIGINAL APPROP | TRANFRS/ ADJSTMTS | REVISED BUDGET | ACTUALS | ENCUMBRANCES | AVAILABLE BUDGET | PCT USED |
|-------------------------------------|--------------------|----------------------|-------------------|---------------|--------------|---------------------|-------------|
| 628909 Tax Sharing | 260,000 | 0 | 260,000 | .00 | .00 | 260,000.00 | .0% |
| TOTAL Tax Sharing | 260,000 | 0 | 260,000 | .00 | .00 | 260,000.00 | .0% |
| 1054 Auburn-Lewiston Airport | | | | | | | |
| 628911 Aub-Lew Airport | 205,000 | 0 | 205,000 | 203,271.66 | .00 | 1,728.34 | 99.2% |
| TOTAL Auburn-Lewiston Airport | 205,000 | 0 | 205,000 | 203,271.66 | .00 | 1,728.34 | 99.2% |
| 1056 LA Transit Committee | | | | | | | |
| 628913 Lew-Aub Transit | 458,502 | 0 | 458,502 | .00 | .00 | 458,502.00 | .0% |
| TOTAL LA Transit Committee | 458,502 | 0 | 458,502 | .00 | .00 | 458,502.00 | .0% |
| 1057 LA-911 | | | | | | | |
| 611000 Regular Salaries | 0 | 0 | 0 | 2,198.55 | .00 | -2,198.55 | .0% |
| 613000 OT - Regular | 0 | 0 | 0 | -22.91 | .00 | 22.91 | .0% |
| 617001 FICA/Medicare | 0 | 0 | 0 | 377.18 | .00 | -377.18 | .0% |
| 628914 Lew-Aub 911 | 1,380,000 | 0 | 1,380,000 | 689,997.86 | .00 | 690,002.14 | 50.0% |
| TOTAL LA-911 | 1,380,000 | 0 | 1,380,000 | 692,550.68 | .00 | 687,449.32 | 50.2% |
| 1070 Education | | | | | | | |
| 600000 Expenditures | 62,123,472 | 0 | 62,123,472 | 29,124,660.52 | .00 | 32,998,811.48 | 46.9% |
| TOTAL Education | 62,123,472 | 0 | 62,123,472 | 29,124,660.52 | .00 | 32,998,811.48 | 46.9% |
| TOTAL General Fund | 121,825,947 | 652,268 | 122,478,215 | 69,127,418.02 | 2,842,903.42 | 50,507,893.28 | 58.8% |
| TOTAL EXPENSES | 121,825,947 | 652,268 | 122,478,215 | 69,127,418.02 | 2,842,903.42 | 50,507,893.28 | |
| GRAND TOTAL | 121,825,947 | 652,268 | 122,478,215 | 69,127,418.02 | 2,842,903.42 | 50,507,893.28 | 58.8% |

Norway Savings Bank Arena

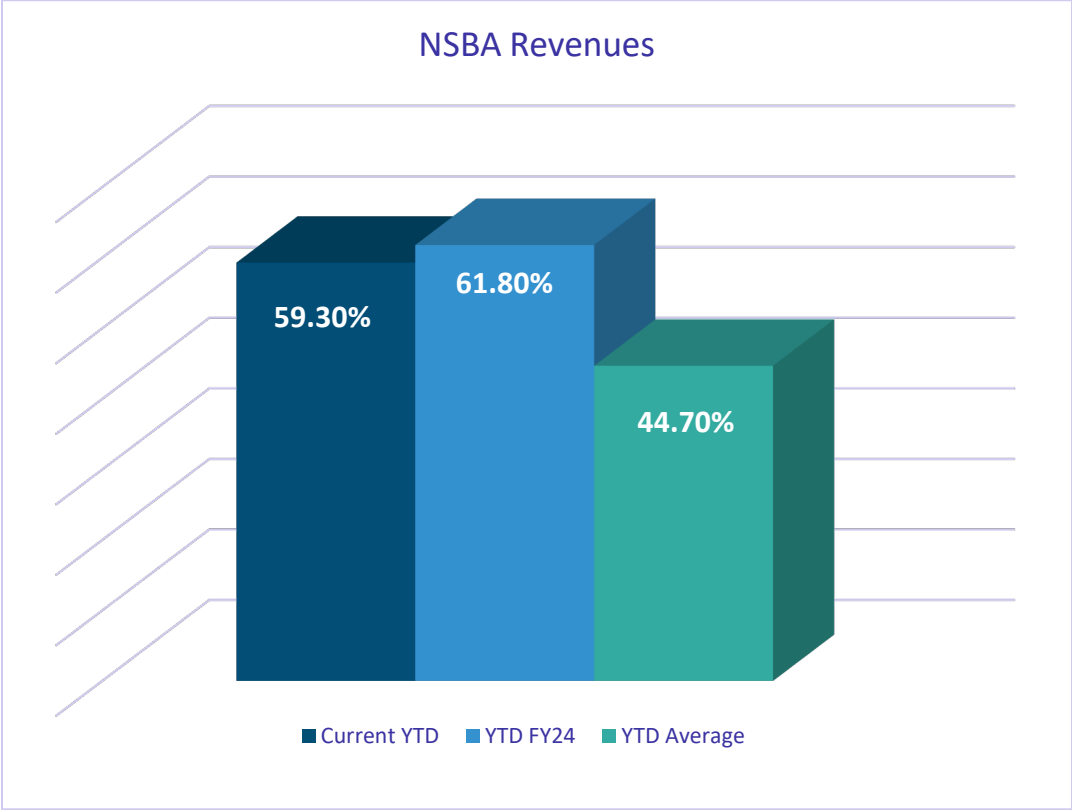
for the Period Ended February 28, 2025

As of February 2025, Norway Arena had an operating **gain** fiscal YTD of **\$113,049**. Ice rentals for St. Dom’s was lower than expected, however the arena has done well to get to a point of fiscal gain, and we project this will continue to the end of the fiscal year.

Revenues:

The operating revenues for Norway Arena through February 2025 are **\$446,795** or **59.3%** of the budget as compared to 61.8% of actual revenues through February 2024. This revenue comes from concessions, sign advertisements, pro shop lease, youth programming, shinny hockey, public skating, and ice rentals.

*Graph reflects current YTD with comparison to prior YTD and YTD average of prior 3 years percentage.



CITY OF AUBURN
NSBA REVENUES- FEBRUARY 2025

FROM 2025 01 TO 2025 08

| | ORIGINAL APPROP | TRANFRS/ ADJSTMTS | REVISED BUDGET | ACTUALS | ENCUMBRANCES | AVAILABLE BUDGET | PCT USED |
|---------------------------------------|--------------------|----------------------|-------------------|-------------|--------------|---------------------|-------------|
| 6200 Norway Savings Bank Arena | | | | | | | |
| 6200 Norway Savings Bank Arena | | | | | | | |
| 4201 Ice Rental-Gladiators | -280,000 | 0 | -280,000 | -244,875.55 | .00 | -35,124.45 | 87.5% |
| 4202 Ice Rental-Edward Little | -22,500 | 0 | -22,500 | -15,310.00 | .00 | -7,190.00 | 68.0% |
| 4203 Ice Rental-Red Hornets | -18,500 | 0 | -18,500 | -12,727.50 | .00 | -5,772.50 | 68.8% |
| 4205 Ice Rental-St Doms (B & G) | -35,000 | 0 | -35,000 | -5,500.00 | .00 | -29,500.00 | 15.7% |
| 4206 Ice Rental-Poland/Gray NG | -18,500 | 0 | -18,500 | -9,115.00 | .00 | -9,385.00 | 49.3% |
| 4207 Ice Rental-CMCC | -22,500 | 0 | -22,500 | .00 | .00 | -22,500.00 | .0% |
| 4208 Ice Rental-SMMHL | -2,000 | 0 | -2,000 | -3,570.00 | .00 | 1,570.00 | 178.5% |
| 4209 Ice Rental-Adult Leagues | -162,000 | 0 | -162,000 | -99,859.18 | .00 | -62,140.82 | 61.6% |
| 4210 Ice Rental-Twin City Thunder | -33,800 | 0 | -33,800 | -16,205.02 | .00 | -17,594.98 | 47.9% |
| 4211 Ticket Revenue | -28,600 | 0 | -28,600 | -8,154.34 | .00 | -20,445.66 | 28.5% |
| 4212 Ice Rental-Twin City Thunders | 0 | 0 | 0 | .00 | .00 | .00 | .0% |
| 4215 Freestyle-Figure Skating | -7,500 | 0 | -7,500 | -1,810.00 | .00 | -5,690.00 | 24.1% |
| 4220 Camps/Clinics | -45,000 | 0 | -45,000 | -11,990.00 | .00 | -33,010.00 | 26.6% |
| 4221 Tournaments | -75,000 | 0 | -75,000 | -15,479.86 | .00 | -59,520.14 | 20.6% |
| 4223 Private Rentals | -30,000 | 0 | -30,000 | -10,940.00 | .00 | -19,060.00 | 36.5% |
| 4224 Public Skate | -25,000 | 0 | -25,000 | -12,292.00 | .00 | -12,708.00 | 49.2% |
| 4225 Shiny Hockey | -4,000 | 0 | -4,000 | -560.00 | .00 | -3,440.00 | 14.0% |
| 4240 Programs | -20,000 | 0 | -20,000 | -9,045.00 | .00 | -10,955.00 | 45.2% |
| 4250 Non Ice & Facility Rent | -40,000 | 0 | -40,000 | -26,791.25 | .00 | -13,208.75 | 67.0% |
| 4252 Skate Rentals | -3,000 | 0 | -3,000 | -4,040.00 | .00 | 1,040.00 | 134.7% |
| 4260 Concessions | -21,000 | 0 | -21,000 | .00 | .00 | -21,000.00 | .0% |
| 4261 Pepsi Vending Machines | -3,000 | 0 | -3,000 | -1,121.33 | .00 | -1,878.67 | 37.4% |
| 4263 Vending Food | 0 | 0 | 0 | -396.88 | .00 | 396.88 | .0% |
| 4265 Pro Shop | -7,000 | 0 | -7,000 | -2,925.00 | .00 | -4,075.00 | 41.8% |
| 4270 Sponsorships | -195,000 | 0 | -195,000 | -139,397.26 | .00 | -55,602.74 | 71.5% |
| TOTAL Norway Savings Bank Arena | -1,098,900 | 0 | -1,098,900 | -652,105.17 | .00 | -446,794.83 | 59.3% |
| TOTAL Norway Savings Bank Arena | -1,098,900 | 0 | -1,098,900 | -652,105.17 | .00 | -446,794.83 | 59.3% |
| TOTAL REVENUES | -1,098,900 | 0 | -1,098,900 | -652,105.17 | .00 | -446,794.83 | |
| GRAND TOTAL | -1,098,900 | 0 | -1,098,900 | -652,105.17 | .00 | -446,794.83 | 59.3% |

Norway Savings Bank Arena

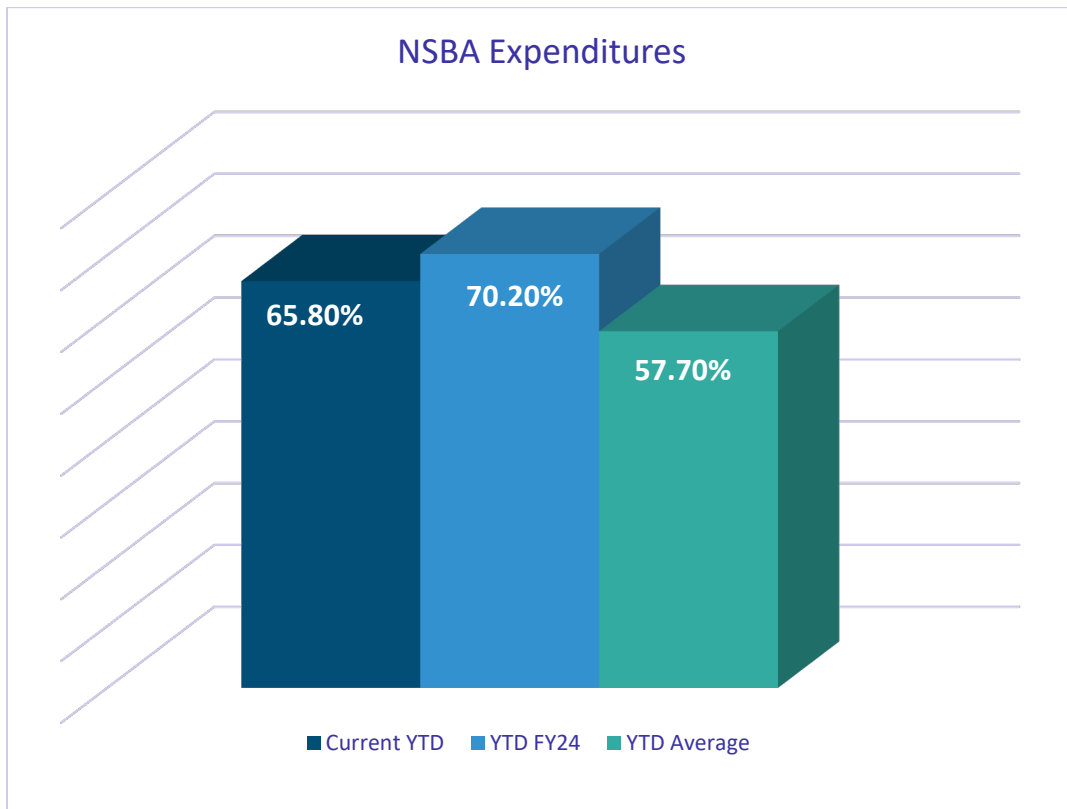
for the Period Ended February 28, 2025

Expenditures:

The operating expenses for Norway Arena through February 2025 were **\$333,746** or **65.8%** of the budget as compared to 70.2% of actual expenditures through February 2024. These expenses include personnel costs, supplies, utilities, repairs, capital purchases and maintenance.

- Vehicle repairs are higher than budgeted with unexpected extensive maintenance and repair to the ice resurfer.

*Graph reflects current YTD with comparison to prior YTD and YTD average of prior 3 years percentage.



CITY OF AUBURN
NSBA EXPENDITURES- FEBRUARY 2025

FROM 2025 01 TO 2025 08

| | ORIGINAL APPROP | TRANFRS/ ADJSTMTS | REVISED BUDGET | ACTUALS | ENCUMBRANCES | AVAILABLE BUDGET | PCT USED |
|---------------------------------------|--------------------|----------------------|-------------------|------------|--------------|---------------------|-------------|
| 6200 Norway Savings Bank Arena | | | | | | | |
| 6200 Norway Savings Bank Arena | | | | | | | |
| 611000 Regular Salaries | 311,032 | 0 | 311,032 | 230,082.29 | .00 | 80,949.71 | 74.0% |
| 612000 Part Time | 60,000 | 0 | 60,000 | 41,032.18 | .00 | 18,967.82 | 68.4% |
| 612008 Programs | 10,000 | 0 | 10,000 | 2,012.28 | .00 | 7,987.72 | 20.1% |
| 613030 Police Time | 0 | 0 | 0 | 266.20 | .00 | -266.20 | .0% |
| 614015 Earned Paid Leave | 0 | 0 | 0 | .00 | .00 | .00 | .0% |
| 615000 Uniform Allowance | 0 | 0 | 0 | .00 | .00 | .00 | .0% |
| 620000 Advertising | 2,000 | 0 | 2,000 | .00 | .00 | 2,000.00 | .0% |
| 628000 PS - Gen/Professional | 12,000 | 0 | 12,000 | .00 | .00 | 12,000.00 | .0% |
| 628003 Drug Testing | 400 | 0 | 400 | .00 | .00 | 400.00 | .0% |
| 628014 Solid Waste Disposal | 600 | 0 | 600 | 494.80 | .00 | 105.20 | 82.5% |
| 628019 Building Repairs | 50,000 | 0 | 50,000 | 12,369.08 | .00 | 37,630.92 | 24.7% |
| 628020 Vehicle Repairs | 4,000 | 0 | 4,000 | 5,669.20 | .00 | -1,669.20 | 141.7% |
| 628021 Equipment Repairs | 4,000 | 0 | 4,000 | 4,058.05 | .00 | -58.05 | 101.5% |
| 628026 Maintenance Contractx | 0 | 0 | 0 | .00 | .00 | .00 | .0% |
| 628051 Cleaning Services | 20,000 | 0 | 20,000 | 14,250.00 | 5,750.00 | .00 | 100.0% |
| 628070 Security | 4,900 | 0 | 4,900 | .00 | .00 | 4,900.00 | .0% |
| 629000 Professional Development | 5,000 | 0 | 5,000 | .00 | 5,000.00 | .00 | 100.0% |
| 632000 Dues & Subscriptions | 7,412 | 0 | 7,412 | 12,142.75 | .00 | -4,730.75 | 163.8% |
| 633000 Office Supplies | 2,000 | 0 | 2,000 | .00 | .00 | 2,000.00 | .0% |
| 633001 Operating Supplies | 70,000 | 1,473 | 71,473 | 40,400.77 | 1,473.30 | 29,599.23 | 58.6% |
| 633002 Other Sup - Operating Field | 3,000 | 0 | 3,000 | 32.00 | .00 | 2,968.00 | 1.1% |
| 633021 Safety Equipment | 4,000 | 0 | 4,000 | 2,326.49 | .00 | 1,673.51 | 58.2% |
| 633030 MV Sup - Fuel | 0 | 0 | 0 | .00 | .00 | .00 | .0% |
| 640000 Telephones/Cell Stipends | 5,000 | 0 | 5,000 | 2,228.79 | .00 | 2,771.21 | 44.6% |
| 640001 cable | 2,500 | 0 | 2,500 | 1,978.81 | .00 | 521.19 | 79.2% |
| 641000 Water/Sewer | 46,000 | 0 | 46,000 | 37,372.93 | .00 | 8,627.07 | 81.2% |
| 641001 Natural Gas | 42,153 | 0 | 42,153 | 17,466.45 | .00 | 24,686.55 | 41.4% |
| 641002 Electricity | 220,000 | 0 | 220,000 | 155,371.36 | .00 | 64,628.64 | 70.6% |
| 641003 Bottled Gas | 5,000 | 0 | 5,000 | 5,040.26 | .00 | -40.26 | 100.8% |
| 642000 Postage | 150 | 0 | 150 | .00 | .00 | 150.00 | .0% |
| 645000 Insurance Premiums | 43,223 | 0 | 43,223 | 42,129.00 | .00 | 1,094.00 | 97.5% |
| 650000 Capital Outlay | 40,000 | 0 | 40,000 | 3,150.68 | .00 | 36,849.32 | 7.9% |
| TOTAL Norway Savings Bank Arena | 974,370 | 1,473 | 975,843 | 629,874.37 | 12,223.30 | 333,745.63 | 65.8% |
| TOTAL Norway Savings Bank Arena | 974,370 | 1,473 | 975,843 | 629,874.37 | 12,223.30 | 333,745.63 | 65.8% |
| TOTAL EXPENSES | 974,370 | 1,473 | 975,843 | 629,874.37 | 12,223.30 | 333,745.63 | |
| GRAND TOTAL | 974,370 | 1,473 | 975,843 | 629,874.37 | 12,223.30 | 333,745.63 | 65.8% |

Ingersoll Turf Facility

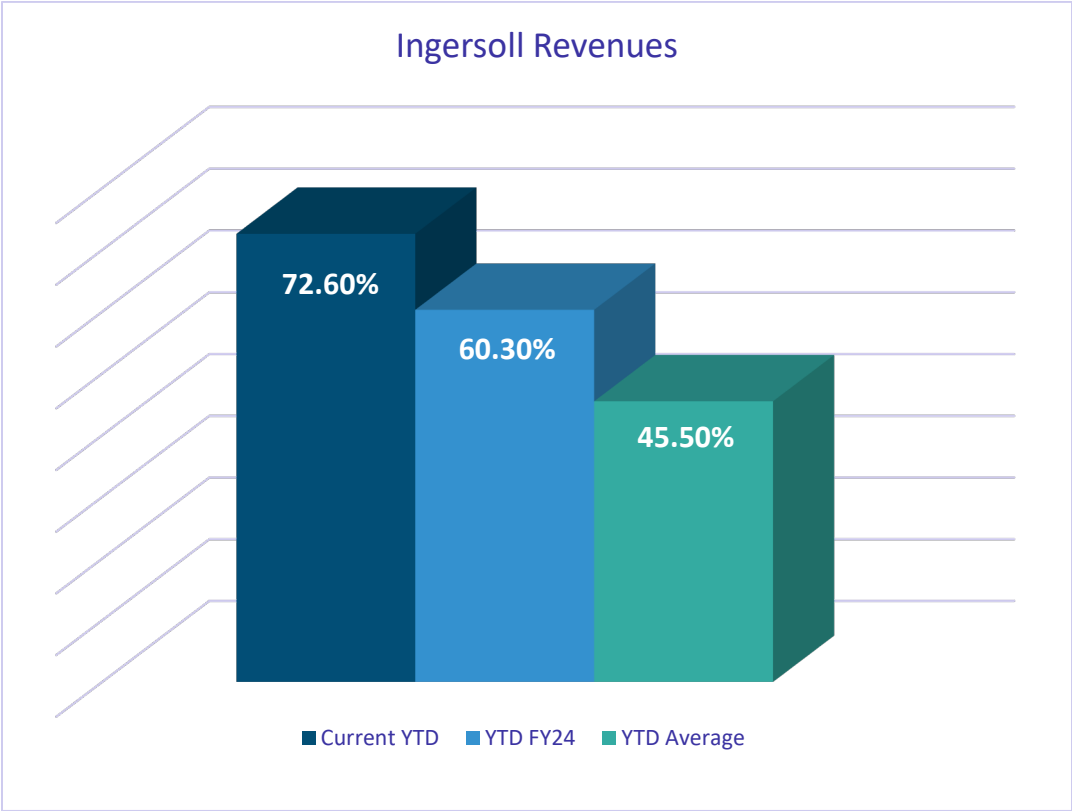
for the Period Ended February 28, 2025

As of February 2025, Ingersoll had an operating loss YTD of \$17,868. Revenues are in a higher than expected range at this time of year, the facility is expected to have an operating gain by the end of the fiscal year.

Revenues:

The operating revenues for Ingersoll through February 2025 are **\$60,325** or **72.6%** of the budget as compared to 60.3% of actual revenues through February 2024. This revenue comes from sponsorships, programs, rental income, and batting cages.

*Graph reflects current YTD with comparison to prior YTD and YTD average of prior 3 years percentage.



CITY OF AUBURN
INGERSOLL REVENUES- FEBRUARY 2025

FROM 2025 01 TO 2025 08

| | ORIGINAL APPROP | TRANFRS/ ADJSTMTS | REVISED BUDGET | ACTUALS | ENCUMBRANCES | AVAILABLE BUDGET | PCT USED |
|-------------------------------------|--------------------|----------------------|-------------------|-------------|--------------|---------------------|-------------|
| 6100 Ingersoll Turf Facility | | | | | | | |
| 6100 Ingersoll Turf Facility | | | | | | | |
| 420070 Sponsorships-Special Events | -20,000 | 0 | -20,000 | -8,500.00 | .00 | -11,500.00 | 42.5% |
| 420800 PROGRAM REVENUES | -18,000 | 0 | -18,000 | -18,060.00 | .00 | 60.00 | 100.3% |
| 420903 Programs | -42,000 | 0 | -42,000 | -11,875.00 | .00 | -30,125.00 | 28.3% |
| 422000 Investment Income | 0 | 0 | 0 | -3,541.94 | .00 | 3,541.94 | .0% |
| 429010 Rental Income | -140,000 | 0 | -140,000 | -117,698.25 | .00 | -22,301.75 | 84.1% |
| TOTAL Ingersoll Turf Facility | -220,000 | 0 | -220,000 | -159,675.19 | .00 | -60,324.81 | 72.6% |
| TOTAL Ingersoll Turf Facility | -220,000 | 0 | -220,000 | -159,675.19 | .00 | -60,324.81 | 72.6% |
| TOTAL REVENUES | -220,000 | 0 | -220,000 | -159,675.19 | .00 | -60,324.81 | |
| GRAND TOTAL | -220,000 | 0 | -220,000 | -159,675.19 | .00 | -60,324.81 | 72.6% |

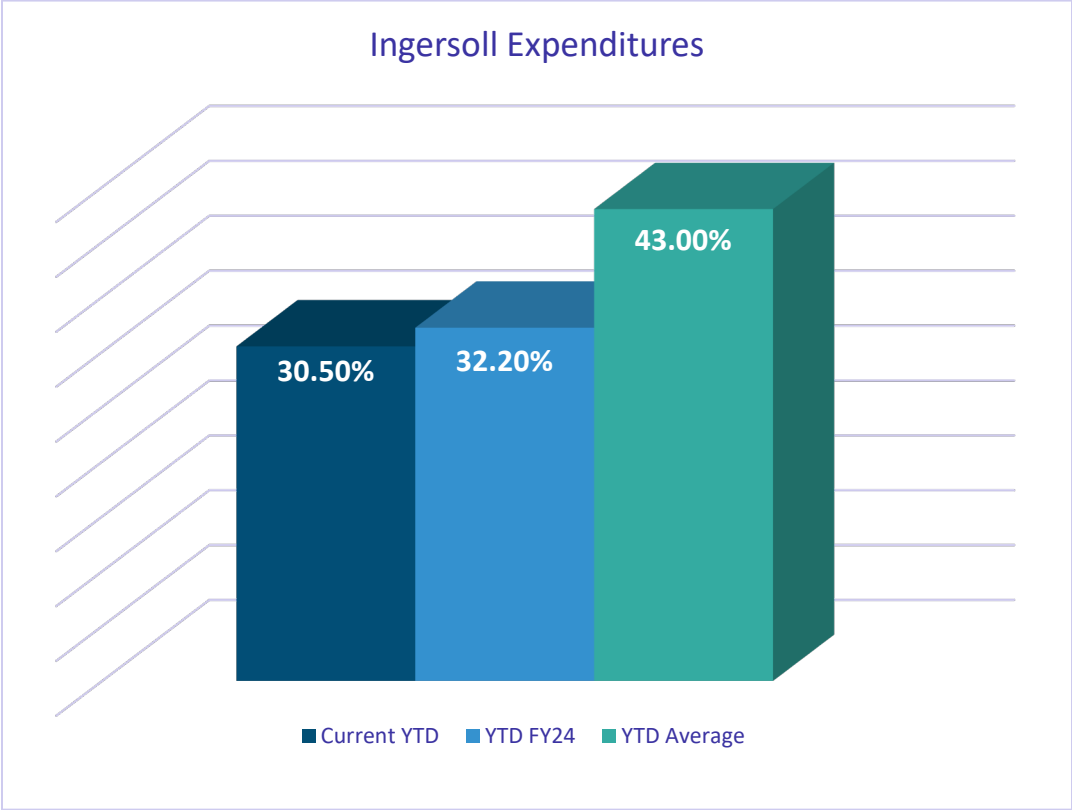
Ingersoll Turf Facility

for the Period Ended February 28, 2025

Expenditures:

The operating expenses for Ingersoll through February 2025 were **\$78,193** or **30.5%** of the budget as compared to 32.2% of actual expenditures through February 2024. These expenses include supplies, repairs, capital purchases and maintenance.


*Graph reflects current YTD with comparison to prior YTD and YTD average of prior 3 years percentage.



CITY OF AUBURN
 INGERSOLL EXPENDITURES- FEBRUARY 2025

FROM 2025 01 TO 2025 08

| | ORIGINAL APPROP | TRANFRS/ ADJSTMTS | REVISED BUDGET | ACTUALS | ENCUMBRANCES | AVAILABLE BUDGET | PCT USED |
|---------------------------------------|--------------------|----------------------|-------------------|-----------|--------------|---------------------|-------------|
| 6100 Ingersoll Turf Facility | | | | | | | |
| 6100 Ingersoll Turf Facility | | | | | | | |
| 611000 Regular Salaries | 40,000 | 0 | 40,000 | .00 | .00 | 40,000.00 | .0% |
| 612000 Part Time | 25,000 | 0 | 25,000 | 20,027.55 | .00 | 4,972.45 | 80.1% |
| 620000 Advertising | 500 | 0 | 500 | .00 | .00 | 500.00 | .0% |
| 628000 PS - Gen/Professional | 5,300 | 0 | 5,300 | 915.55 | .00 | 4,384.45 | 17.3% |
| 628019 Building Repairs | 20,000 | 0 | 20,000 | 2,998.33 | .00 | 17,001.67 | 15.0% |
| 629000 Professional Development | 500 | 0 | 500 | .00 | .00 | 500.00 | .0% |
| 629001 Travel - Mileage Reimbursement | 200 | 0 | 200 | .00 | .00 | 200.00 | .0% |
| 632000 Dues & Subscriptions | 500 | 0 | 500 | .00 | .00 | 500.00 | .0% |
| 633000 Office Supplies | 500 | 0 | 500 | .00 | .00 | 500.00 | .0% |
| 633003 Janitorial Supplies | 2,000 | 0 | 2,000 | 1,127.32 | .00 | 872.68 | 56.4% |
| 633033 Misc Expense | 16,300 | 0 | 16,300 | 8,878.48 | .00 | 7,421.52 | 54.5% |
| 640000 Telephones/Cell Stipends | 1,400 | 0 | 1,400 | 409.57 | .00 | 990.43 | 29.3% |
| 641005 Diesel | 300 | 0 | 300 | .00 | .00 | 300.00 | .0% |
| 642000 Postage | 50 | 0 | 50 | .00 | .00 | 50.00 | .0% |
| 650000 Capital Outlay | 0 | 0 | 0 | .00 | .00 | .00 | .0% |
| 651069 Rec Programming/Facility Study | 0 | 0 | 0 | .00 | .00 | .00 | .0% |
| TOTAL Ingersoll Turf Facility | 112,550 | 0 | 112,550 | 34,356.80 | .00 | 78,193.20 | 30.5% |
| TOTAL Ingersoll Turf Facility | 112,550 | 0 | 112,550 | 34,356.80 | .00 | 78,193.20 | 30.5% |
| TOTAL EXPENSES | 112,550 | 0 | 112,550 | 34,356.80 | .00 | 78,193.20 | |
| GRAND TOTAL | 112,550 | 0 | 112,550 | 34,356.80 | .00 | 78,193.20 | 30.5% |



City of Auburn City Council Information Sheet

Council Workshop or Meeting Date: April 22, 2025

Subject: Executive Session

Information: Executive Session pursuant to 1 M.R.S.A. Section 405(6) (A for City Manager's quarterly review.

Executive Session: On occasion, the City Council discusses matters which are required or allowed by State law to be considered in executive session. Executive sessions are not open to the public. The matters that are discussed in executive session are required to be kept confidential until they become a matter of public discussion. In order to go into executive session, a Councilor must make a motion in public. The motion must be recorded, and 3/5 of the members of the Council must vote to go into executive session. An executive session is not required to be scheduled in advance as an agenda item, although when it is known at the time that the agenda is finalized, it will be listed on the agenda. The only topics which may be discussed in executive session are those that fall within one of the categories set forth in Title 1 M.R.S.A. Section 405(6). Those applicable to municipal government are:

A. Discussion or consideration of the employment, appointment, assignment, duties, promotion, demotion, compensation, evaluation, disciplining, resignation or dismissal of an individual or group of public officials, appointees or employees of the body or agency or the investigation or hearing of charges or complaints against a person or persons subject to the following conditions:

- (1) An executive session may be held only if public discussion could be reasonably expected to cause damage to the individual's reputation or the individual's right to privacy would be violated;
- (2) Any person charged or investigated must be permitted to be present at an executive session if that person so desires;
- (3) Any person charged or investigated may request in writing that the investigation or hearing of charges or complaints against that person be conducted in open session. A request, if made to the agency, must be honored; and
- (4) Any person bringing charges, complaints or allegations of misconduct against the individual under discussion must be permitted to be present. This paragraph does not apply to discussion of a budget or budget proposal;

B. Discussion or consideration by a school board of suspension or expulsion of a public school student or a student at a private school, the cost of whose education is paid from public funds, as long as:

- (1) The student and legal counsel and, if the student is a minor, the student's parents or legal guardians are permitted to be present at an executive session if the student, parents or guardians so desire;

C. Discussion or consideration of the condition, acquisition or the use of real or personal property permanently attached to real property or interests therein or disposition of publicly held property or economic development only if premature disclosures of the information would prejudice the competitive or bargaining position of the body or agency;

D. Discussion of labor contracts and proposals and meetings between a public agency and its negotiators. The parties must be named before the body or agency may go into executive session. Negotiations between the representatives of a public employer and public employees may be open to the public if both parties agree to conduct negotiations in open sessions;

E. Consultations between a body or agency and its attorney concerning the legal rights and duties of the body or agency, pending or contemplated litigation, settlement offers and matters where the duties of the public body's or agency's counsel to the attorney's client pursuant to the code of professional responsibility clearly conflict with this subchapter or where premature general public knowledge would clearly place the State, municipality or other public agency or person at a substantial disadvantage;

F. Discussions of information contained in records made, maintained or received by a body or agency when access by the general public to those records is prohibited by statute;

G. Discussion or approval of the content of examinations administered by a body or agency for licensing, permitting or employment purposes; consultation between a body or agency and any entity that provides examination services to that body or agency regarding the content of an examination; and review of examinations with the person examined; and

H. Consultations between municipal officers and a code enforcement officer representing the municipality pursuant to Title 30-A, section 4452, subsection 1, paragraph C in the prosecution of an enforcement matter pending in District Court when the consultation relates to that pending enforcement matter.